









































Item	Qty	Tax	Preview	Cat	Part Number	Part Description	List	Sell	Ext List	Ext Sell	Sell - %
1	2	Coffee Bar		KLT	74K2728RDBP	DOCK,27DIAMETERX28H,DISC BASE,WORKSURFACE HEIGHT,PAINT	\$ 1,221.00	\$ 512.82	\$ 2,442.00	\$ 1,025.64	58.000
					501	PLATINUM METALLIC					
					501	PLATINUM METALLIC					
2	2	Coffee Bar		KLT	74K3636SQL	DOCK,36DX36W,MEETING TABLE TOP,SQUARE,HPL,P RIM	\$ 868.00	\$ 364.56	\$ 1,736.00	\$ 729.12	58.000
					P	1/8" MOLDED VIN					
					X	NO GROMMET					
					STD	STANDARD GROUP 1					
					405	DESIGNER WHITE					
					405	DESIGNER WHITE					
sub					Subtotal BREAK / COFFEE ROOM TABLES ( 2 )				\$ 4,178.00	\$ 1,754.76	58.000
3	8	Coffee Bar		NL1	N44GM1WBL	JEWEL,STACKER,ARMLESS,BLACK	\$ 809.00	\$ 339.78	\$ 6,472.00	\$ 2,718.24	58.000
sub					Subtotal BREAK /COFFEE ROOM SEATING (8)				\$ 6,472.00	\$ 2,718.24	58.000
4	6	Conference		KL1	K92251R	JOELLE,LOUNGE,51 WIDE,ROUND BACK,ARMLESS	\$ 5,300.00	\$ 2,226.00	\$ 31,800.00	\$ 13,356.00	58.000
					CFSJ	CF STINSON GRADE J					
					TRI 65283	TRIO LAPIS					
					3	GRADE 3					
					41321	SILVERTEX MARINE BLUE					
					501	PLATINUM					
					X	NO POWER GROMMET					
					X	NO POWER GROMMET					
5	1	Conference		KL1	K92MO24L	JOELLE,OTTOMAN,24DX24W,MODULAR,HPL/VINYL EDGE TOP	\$ 2,694.00	\$ 1,131.48	\$ 2,694.00	\$ 1,131.48	58.000
					CFSJ	CF STINSON GRADE J					
					TRI 65283	TRIO LAPIS					
					MATCH	CLOSEST MATCH					
					P	1/8" MOLDED VIN					
					STD	STANDARD GROUP 1					
					AD	ALMOND					
					501	PLATINUM					
					X	NO POWER GROMMET					
					X	NO POWER GROMMET					
sub					Subtotal CONFERENCE ROOM AUXILLARY SIDE SEATING( MODULAR )				\$ 34,494.00	\$ 14,487.48	58.000
6	2	Conference		KLB	53K2484WSSL	PRIORITY,24DX84W,SURFACE,RECTANGLE,HPL	\$ 871.00	\$ 365.82	\$ 1,742.00	\$ 731.64	58.000
					M	MAIN					
					P	1/8" MOLDED VIN					
					X	NO GROMMET					
					STD	STANDARD GROUP 1					
					405	DESIGNER WHITE					
					405	DESIGNER WHITE					
7	2	Conference		KLB	53KE2418PUBBFL	PRIORITY,24DX18W,UNDERSURFACE PEDESTAL,BBF,LAMINATE	\$ 1,573.00	\$ 660.66	\$ 3,146.00	\$ 1,321.32	58.000
					ARC501	ARC.PLATINUM METALLIC					
					KRB	RDM CORE INCL.NOT INSTL.BLACK					
					AD	ALMOND					
					405	DESIGNER WHITE					
8	2	Conference		KLB	53KE2430PUHL	PRIORITY,24DX30W,UNDERSURFACE PEDESTAL,HINGED 2 DOORS,LAM	\$ 1,507.00	\$ 632.94	\$ 3,014.00	\$ 1,265.88	58.000
					ARC501	ARC.PLATINUM METALLIC					
					KRB	RDM CORE INCL.NOT INSTL.BLACK					
					AD	ALMOND					
					405	DESIGNER WHITE					
9	2	Conference		KLB	53KE2436PUHL	PRIORITY,24DX36W,UNDERSURFACE PEDESTAL,HINGED 2 DOORS,LAM	\$ 1,816.00	\$ 762.72	\$ 3,632.00	\$ 1,525.44	58.000
					ARC501	ARC.PLATINUM METALLIC					
					KRB	RDM CORE INCL.NOT INSTL.BLACK					
					AD	ALMOND					
					405	DESIGNER WHITE					
sub					Subtotal CONFERENCE ROOM CREDENZA / STORAGE UNITS COMPONENTE...				\$ 11,534.00	\$ 4,844.28	58.000
10	1	Conference		KLT	74K3019828BL	DOCK,30DX198WX28H,RECTANGLE BEAM BASE,ACCESS,SURFACE HGT,HPL	\$ 15,071.00	\$ 6,329.82	\$ 15,071.00	\$ 6,329.82	58.000
					STD	STANDARD GROUP 1					
					793	ACORN					

Item	Qty	Tag	Preview	Cat	Part Number	Part Description	List	Sell	Ext List	Ext Sell	Sell - %
11	1	Conference Room		KLT	74K60240ARL	DOCK,60DX240W,MEETING TABLE TOP,ARC RECTANGLE,HPL,P RIM	\$ 12,141.00	\$ 5,099.22	\$ 12,141.00	\$ 5,099.22	58.000
					P C2ILR CUTOUT STD 405 405 *** ***	1/8" MOLDED VIN C2.INSIDE LEFT & RIGHT.CUTOUT STANDARD GROUP 1 DESIGNER WHITE DESIGNER WHITE -----					
12	4	Conference Room		KLT	KCE48LJWM	ELECTRICAL,UNDERSURFACE WIRE MANAGER,48W	\$ 111.00	\$ 46.62	\$ 444.00	\$ 186.48	58.000
13	2	Conference Room		KLU	99KG25PC	PERKS,M2X,DBL SIDED PNEUMATIC POWER/USB GROMMET,SILVER	\$ 2,077.00	\$ 872.34	\$ 4,154.00	\$ 1,744.68	58.000
sub						<b>Subtotal -CONFERENCE TABLE COMPONENTS ( 5FT X 20 FT )</b>			<b>\$ 31,810.00</b>	<b>\$ 13,360.20</b>	<b>58.000</b>
14	6	Director Office		KL1	K85CFUAHAKT	NATE NATTY,CONFERENCE,ARMS,HEIGHT ADJUSTABLE KNEE TILT	\$ 3,238.00	\$ 1,359.96	\$ 19,428.00	\$ 8,159.76	58.000
					CARB 6328 22 CARB 6328 02 MATCH 497 C63	CARNEGIE GRADE B PROOF 22 CARNegie GRADE B PROOF 2 CLOSEST MATCH POLISHED ALUMINUM POLISHED/BK SOFT DUAL CASTER					
sub						<b>Subtotal Conference Table Chairs in Director's Office ( 6 )</b>			<b>\$ 19,428.00</b>	<b>\$ 8,159.76</b>	<b>58.000</b>
15	2	Director Office		KL1	K85SDUASB	NATE NATTY,SIDE,ARMS,SPIDER BASE	\$ 3,045.00	\$ 1,278.90	\$ 6,090.00	\$ 2,557.80	58.000
					7 70901 7 70901 MATCH 497 C61	GRADE 7 SILICA APLETINI GRADE 7 SILICA APLETINI CLOSEST MATCH POLISHED ALUMINUM POLISHED/NYLON GLIDE					
sub						<b>Subtotal quest Chairs in front of Desk ( 2 )</b>			<b>\$ 6,090.00</b>	<b>\$ 2,557.80</b>	<b>58.000</b>
16	1	Director Office		KLB	53K243680VBWMHLBLL	PRIORITY,24DX36WX80H,BC/HINGE DR,METAL FRM,LEFT,BOX/LAT,LAM	\$ 5,316.00	\$ 2,232.72	\$ 5,316.00	\$ 2,232.72	58.000
					ARC501 KRB SSCLS STD 405 AD 405 405	ARC.PLATINUM METALLIC RDM CORE INCL,NOT INSTL,BLACK SELF/SOFT CLOSE STANDARD GROUP 1.NON-METALLIC DESIGNER WHITE ALMOND DESIGNER WHITE DESIGNER WHITE					
17	2	Director Office		KLB	53K2472WSSL	PRIORITY,24DX72W,SURFACE,RECTANGLE,HPL	\$ 752.00	\$ 315.84	\$ 1,504.00	\$ 631.68	58.000
					M P X STD 405 405	MAIN 1/8" MOLDED VIN NO GROMMET STANDARD GROUP 1 DESIGNER WHITE DESIGNER WHITE					
18	1	Director Office		KLB	53K2496WSSL	PRIORITY,24DX96W,SURFACE,RECTANGLE,HPL	\$ 1,187.00	\$ 498.54	\$ 1,187.00	\$ 498.54	58.000
					M P G19LR405 STD 405 405	MAIN 1/8" MOLDED VIN G19.LEFT & RT.DESIGNER WHITE STANDARD GROUP 1 DESIGNER WHITE DESIGNER WHITE					
19	1	Director Office		KLB	53K9638HBHGL	PRIORITY,96WX38H,HIGHBACK ORGR,HINGED GLASS DOOR,LAMINATE	\$ 4,934.00	\$ 2,072.28	\$ 4,934.00	\$ 2,072.28	58.000
					11 510 AD	OPAQUE FROST SILVER FROST ALMOND					
20	1	Director Office		KLB	53KE2418SESL	PRIORITY,24DX18W,END SUPPORT PANEL,LEFT,LAMINATE	\$ 797.00	\$ 334.74	\$ 797.00	\$ 334.74	58.000
					405	DESIGNER WHITE					

Item	Qty	Tax	Preview	Cat	Part Number	Part Description	List	Sell	Ext List	Ext Sell	Sell - %
21	1	Director Office		KLB	53KE2436LFM2L	PRIORITY,24DX36W,UNDERSURFACE PED,2 DRAWER,LATERAL FILE,LAM	\$ 1,855.00	\$ 779.10	\$ 1,855.00	\$ 779.10	58.000
					ARC501 KRB AD 405	ARC.PLATINUM METALLIC RDM CORE INCL.NOT INSTL.BLACK ALMOND DESIGNER WHITE					
22	4	Director Office		KLB	53KE2436LFM2L	PRIORITY,24DX36W,UNDERSURFACE PED,2 DRAWER,LATERAL FILE,LAM	\$ 1,855.00	\$ 779.10	\$ 7,420.00	\$ 3,116.40	58.000
					ARC501 KRB AD 405	ARC.PLATINUM METALLIC RDM CORE INCL.NOT INSTL.BLACK ALMOND DESIGNER WHITE					
23	1	Director Office		KLB	53KE2448BEFL	PRIORITY,24DX48W,BRIDGE,MODESTY PANEL,HPL	\$ 1,098.00	\$ 461.16	\$ 1,098.00	\$ 461.16	58.000
					P X G19C405 MG1MB STD 405 405 405	1/8" MOLDED VIN MODESTY FIXED G19.CENTER.DESIGNER WHITE MODESTY GROMMET.MATTE BLACK STANDARD GROUP 1 DESIGNER WHITE DESIGNER WHITE DESIGNER WHITE					
24	1	Director Office		KLB	53KE3072DLFBL1	PRIORITY,30DX72W,DESK,SINGLE PED,RECTANGLE,LEFT,HPL/TFL,BBF	\$ 3,355.00	\$ 1,409.10	\$ 3,355.00	\$ 1,409.10	58.000
					P ARC501 KRB G19LR405 STD AD 405 405 405	1/8" MOLDED VIN ARC.PLATINUM METALLIC RDM CORE INCL.NOT INSTL.BLACK G19.LEFT & RIGHT,DESIGNER WHIT STANDARD GROUP 1 ALMOND DESIGNER WHITE DESIGNER WHITE DESIGNER WHITE					
25	1	Director Office		KLB	KAC9512TBK	ACCESSORIES-CG,95WX12H,TACKBOARD	\$ 657.00	\$ 275.94	\$ 657.00	\$ 275.94	58.000
					B 10350	GRADE B FRENZIED ATLANTIC					
26	2	Director Office		KLT	74K2428RL	DOCK,24DX28H,RECTANGULAR BASE,CORD ACCESS,HPL	\$ 1,737.00	\$ 729.54	\$ 3,474.00	\$ 1,459.08	58.000
					STD AD	STANDARD GROUP 1 ALMOND					
27	1	Director Office		KLT	74K4896RTL	DOCK,48DX96W,MEETING TABLE TOP,RECTANGLE,HPL,P RIM	\$ 2,395.00	\$ 1,005.90	\$ 2,395.00	\$ 1,005.90	58.000
					P X STD 405 405 **** ****	1/8" MOLDED VIN NO GROMMET STANDARD GROUP 1 DESIGNER WHITE DESIGNER WHITE ----- -----					
28	1	Director Office		KLU	99K44TLS	PERKS,44W,LED TASK LIGHT,SINGLE/STARTER UNITS	\$ 855.00	\$ 359.10	\$ 855.00	\$ 359.10	58.000
sub						<b>Subtotal Director ExecDesk Components ( 1 complete units)</b>			<b>\$ 34,847.00</b>	<b>\$ 14,635.74</b>	<b>58.000</b>
29	4	Lobby		KL1	K741A	BOYD,1-SEATER LOUNGE WITH ARMS	\$ 5,307.00	\$ 2,228.94	\$ 21,228.00	\$ 8,915.76	58.000
					CFSN HEX 65668 3 41319 3 41319 S501	CF STINSON GRADE N HEXIE MULTI GRADE 3 SILVERTEX LAGOON GRADE 3 SILVERTEX LAGOON SQUARE METAL PLATINUM METALLIC					
sub						<b>Subtotal Lobby Lounge chairs ( 4)</b>			<b>\$ 21,228.00</b>	<b>\$ 8,915.76</b>	<b>58.000</b>
30	1	Lobby		KLT	76K242420TFOHP	FIXT,24DX24WX20H,TABLE FRAME,OCCASIONAL HEIGHT,PAINT	\$ 2,556.40	\$ 1,073.69	\$ 2,556.40	\$ 1,073.69	58.000
					GAL1 G2003	GALLERY GROUP 1 CHIVE					








Item	Qty	Tax	Preview	Cat	Part Number	Part Description	List	Sell	Ext List	Ext Sell	Sell - %
31	1	Lobby		KLT	76K2424STL	FIXT,24DX24W,TABLE TOP,OCCASIONAL,SQUARE,HPL	\$ 727.00	\$ 305.34	\$ 727.00	\$ 305.34	58.000
					P X STD 405 405	MOLDED VIN NO GROMMET STANDARD GROUP 1 DESIGNER WHITE DESIGNER WHITE					
sub						Subtotal Lobby and table (1)			\$ 3,283.40	\$ 1,379.03	58.000
32	2	Office 101		KL1	K58HT	BEO,SIDE CHAIR,UPH BUTTON BACK	\$ 2,029.00	\$ 852.18	\$ 4,058.00	\$ 1,704.36	58.000
					4 41612 4 41612 2 20205 STD YO	GRADE 4 MASQUERADE VANILLA GRADE 4 MASQUERADE VANILLA GRADE 2 PIXIE CINNAMON STANDARD GROUP 1 MONTEREY					
sub						Subtotal Guest Chairs in Office Rm 101(2)			\$ 4,058.00	\$ 1,704.36	58.000
33	1	Office 101		KL8	IBF1	FOOTPRINT,FLAT BRACKET	\$ 27.00	\$ 8.91	\$ 27.00	\$ 8.91	67.000
34	1	Office 101		KLB	53K2448WSSL	PRIORITY,24DX48W,SURFACE,RECTANGLE,HPL	\$ 619.00	\$ 259.98	\$ 619.00	\$ 259.98	58.000
					E P G19C405 STD 405 405	EXTENSION 1/8" MOLDED VIN G19,CENTER,DESIGNER WHITE STANDARD GROUP 1 DESIGNER WHITE DESIGNER WHITE					
35	1	Office 101		KLB	53K3667BCOFL	PRIORITY,36WX67H,BOOKCASE,FREESTANDING,OPEN,ARC,5 SHELF,LAM	\$ 1,958.00	\$ 822.36	\$ 1,958.00	\$ 822.36	58.000
36	1	Office 101		KLB	53K7838HBHGL	PRIORITY,78WX38H,HIGHBACK ORGR,HINGED GLASS DOOR,LAMINATE	\$ 4,321.00	\$ 1,814.82	\$ 4,321.00	\$ 1,814.82	58.000
					11 510 AD	OPAQUE FROST SILVER FROST ALMOND					
37	1	Office 101		KLB	53KE2418PUBBFL	PRIORITY,24DX18W,UNDERSURFACE PEDESTAL,BBF,LAMINATE	\$ 1,573.00	\$ 660.66	\$ 1,573.00	\$ 660.66	58.000
					ARC501 KRB AD 405	ARC.PLATINUM METALLIC RDM CORE INCL,NOT INSTL,BLACK ALMOND DESIGNER WHITE					
38	1	Office 101		KLB	53KE2467VWHLFFL	PRIORITY,24WX67H,STORAGE/WARDROBE,LEFT,BOOKCASE,FF,LAMINATE	\$ 3,530.00	\$ 1,482.60	\$ 3,530.00	\$ 1,482.60	58.000
					ARC501 KRB AD 405	ARC.PLATINUM METALLIC RDM CORE INCL,NOT INSTL,BLACK ALMOND DESIGNER WHITE					
39	1	Office 101		KLB	53KE3072DRFBL1	PRIORITY,30DX72W,DESK,SINGLE PED,RECTANGLE,RIGHT,HPL/TFL,BBF	\$ 3,355.00	\$ 1,409.10	\$ 3,355.00	\$ 1,409.10	58.000
					P ARC501 KRB G19LR405 STD 405 AD 405 405	1/8" MOLDED VIN ARC.PLATINUM METALLIC RDM CORE INCL,NOT INSTL,BLACK G19.LEFT & RIGHT,DESIGNER WHIT STANDARD GROUP 1 DESIGNER WHITE ALMOND DESIGNER WHITE DESIGNER WHITE					
40	1	Office 101		KLB	KAC7718TBK	ACCESSORIES-CG,77WX18H,TACKBOARD	\$ 704.00	\$ 295.68	\$ 704.00	\$ 295.68	58.000
					B 10350	GRADE B FRENZIED ATLANTIC					
41	1	Office 101		KLU	99K44TLS	PERKS,44W,LED TASK LIGHT,SINGLE/STARTER UNITS	\$ 855.00	\$ 359.10	\$ 855.00	\$ 359.10	58.000
sub						Subtotal Manger Office Desk and Bookcase Rm 101			\$ 16,942.00	\$ 7,113.21	58.014









Item	Qty	Tag	Preview	Cat	Part Number	Part Description	List	Sell	Ext List	Ext Sell	Sell - %		
42	4	Offices 111,112, 113, 114		KL1	K20TMAU2D	WISH,TASK,MESH BACK,UPH SEAT,ALUMINUM WISHBONE,2D ARMS	\$ 2,695.00	\$ 1,131.90	\$ 10,780.00	\$ 4,527.60	58.000		
					8154	QUICK SILVER							
					3	GRADE 3							
					41337	SILVERTEX LIMONCELLO							
					497	POLISHED ALUMINUM							
					497	POLISHED ALUMINUM							
					LB	ADJBL LUMBAR SPRT							
					SL	SLIDER							
					462	CINDER							
					497	POLISHED ALUMINUM							
					C41	BLACK SOFT DUAL WHEEL, 65MM							
sub					Subtotal Task Chairs for Staff Offices ( 4 )						\$ 10,780.00	\$ 4,527.60	58.000
43	8	Offices 111,112, 113, 114		KL1	K56USPAG1	JOYA,SIDE,UPHOLSTERED BACK,ARMS,GLIDES,CARTON OF 1	\$ 1,375.00	\$ 577.50	\$ 11,000.00	\$ 4,620.00	58.000		
					3	GRADE 3							
					41337	SILVERTEX LIMONCELLO							
					3	GRADE 3							
					41337	SILVERTEX LIMONCELLO							
					3	GRADE 3							
					41337	SILVERTEX LIMONCELLO							
					490	CHROME FRAME							
sub					Subtotal Guest Chairs in front of Staff Desks ( 8 ea / 2 in ea office )						\$ 11,000.00	\$ 4,620.00	58.000
44	16	Offices 111,112,113,114		KL8	IBF1	FOOTPRINT,FLAT BRACKET	\$ 27.00	\$ 8.91	\$ 432.00	\$ 142.56	67.000		
45	4	Offices 111,112,113,114		KLB	53K2448WSSL	PRIORITY,24DX48W,SURFACE,RECTANGLE,HPL	\$ 619.00	\$ 259.98	\$ 2,476.00	\$ 1,039.92	58.000		
					E	EXTENSION							
					P	1/8" MOLDED VIN							
					G19C405	G19,CENTER,DESIGNER WHITE							
					STD	STANDARD GROUP 1							
					405	DESIGNER WHITE							
					405	DESIGNER WHITE							
46	4	Offices 111,112,113,114		KLB	53K7838HBHL	PRIORITY,78WX38H,HIGHBACK ORGANIZER,HINGED DOOR,LAMINATE	\$ 3,232.00	\$ 1,357.44	\$ 12,928.00	\$ 5,429.76	58.000		
					KRB	RDM CORE INCL.NOT INSTL.BLACK							
					AD	ALMOND							
					405	DESIGNER WHITE							
47	4	Offices 111,112,113,114		KLB	53KE2418PUBBFL	PRIORITY,24DX18W,UNDERSURFACE PEDESTAL,BBF,LAMINATE	\$ 1,573.00	\$ 660.66	\$ 6,292.00	\$ 2,642.64	58.000		
					ARC501	ARC.PLATINUM METALLIC							
					KRB	RDM CORE INCL.NOT INSTL.BLACK							
					AD	ALMOND							
					405	DESIGNER WHITE							
48	2	Offices 111,113,114,114		KLB	53KE3072DLFBL1	PRIORITY,30DX72W,DESK,SINGLE PED,RECTANGLE,LEFT,HPL/TFL,BBF	\$ 3,355.00	\$ 1,409.10	\$ 6,710.00	\$ 2,818.20	58.000		
					P	1/8" MOLDED VIN							
					ARC501	ARC.PLATINUM METALLIC							
					KRB	RDM CORE INCL.NOT INSTL.BLACK							
					G19LR405	G19.LEFT & RIGHT,DESIGNER WHIT							
					STD	STANDARD GROUP 1							
					405	DESIGNER WHITE							
					AD	ALMOND							
					405	DESIGNER WHITE							
					405	DESIGNER WHITE							
49	2	Offices 111,112,113,114		KLB	53KE3072DRFBL1	PRIORITY,30DX72W,DESK,SINGLE PED,RECTANGLE,RIGHT,HPL/TFL,BBF	\$ 3,355.00	\$ 1,409.10	\$ 6,710.00	\$ 2,818.20	58.000		
					P	1/8" MOLDED VIN							
					ARC501	ARC.PLATINUM METALLIC							
					KRB	RDM CORE INCL.NOT INSTL.BLACK							
					G19LR405	G19.LEFT & RIGHT,DESIGNER WHIT							
					STD	STANDARD GROUP 1							
					405	DESIGNER WHITE							
					AD	ALMOND							
					405	DESIGNER WHITE							
					405	DESIGNER WHITE							
50	4	Offices 111,112,113,114		KLB	KAC7718TBK	ACCESSORIES-CG,77WX18H,TACKBOARD	\$ 704.00	\$ 295.68	\$ 2,816.00	\$ 1,182.72	58.000		
					B	GRADE B							
					10350	FRENZIED ATLANTIC							




Item	Qty	Tag	Preview	Cat	Part Number	Part Description	List	Sell	Ext List	Ext Sell	Sell - %
51	4	Offices 111,112,113,114		KLU	99K44TLS	PERKS,44W,LED TASK LIGHT,SINGLE/STARTER UNITS	\$ 855.00	\$ 359.10	\$ 3,420.00	\$ 1,436.40	58.000
sub						<b>Subtotal Office Desks for staff ( 4 )</b>			<b>\$ 41,784.00</b>	<b>\$ 17,510.40</b>	<b>58.093</b>
52	4	OpenArea Work Stations		KL1	K20TMAU2D	WISH,TASK,MESH BACK,UPH SEAT,ALUMINUM WISHBONE,2D ARMS	\$ 2,480.00	\$ 1,041.60	\$ 9,920.00	\$ 4,166.40	58.000
					8158 3 41334 497 462 LB SL 462 462 C41	TURQUOISE GRADE 3 SILVERTEX PLATA POLISHED ALUMINUM CINDER PLASTIC ADJBL LUMBAR SPRT SLIDER CINDER CINDER PLASTIC BLACK SOFT DUAL WHEEL .65MM					
sub						<b>Subtotal Task Chairs for Workstations (4)</b>			<b>\$ 9,920.00</b>	<b>\$ 4,166.40</b>	<b>58.000</b>
53	10	Open Area Work Stations		KL3	ACC50W	CETRA,50H,CONNECTOR,END TRIM,WOOD	\$ 478.00	\$ 157.74	\$ 4,780.00	\$ 1,577.40	67.000
					C STD AD	THIN SQUARE STANDARD GROUP 1 ALMOND					
54	6	Open Area Work Stations		KL3	ACL68NW	CETRA,68H,CONNECTOR,SQUARE L,FABRIC,WOOD TOP CAP	\$ 639.00	\$ 210.87	\$ 3,834.00	\$ 1,265.22	67.000
					C STD AD STD 405 B 10631	THIN SQUARE STANDARD GROUP 1 ALMOND STANDARD GROUP 1.NON-METALLIC DESIGNER WHITE GRADE B LYKO COBBLESTONE					
55	6	Open Area Work Stations		KL3	ACT68NW	CETRA,68H,CONNECTOR,T,FABRIC,WOOD TOP CAP	\$ 713.00	\$ 235.29	\$ 4,278.00	\$ 1,411.74	67.000
					C STD AD STD 405 B 10631	THIN SQUARE STANDARD GROUP 1 ALMOND STANDARD GROUP 1.NON-METALLIC DESIGNER WHITE GRADE B LYKO COBBLESTONE					
56	2	Open Area Work Stations		KL3	ACX68W	CETRA,68H,CONNECTOR,X,WOOD TOP CAP	\$ 713.00	\$ 235.29	\$ 1,426.00	\$ 470.58	67.000
					C STD AD	THIN SQUARE STANDARD GROUP 1 ALMOND					
57	1	Open Area Work Stations		KL3	AEF1U	CETRA,ELECTRICAL,66 INCH,BASE POWER ENTRY	\$ 572.00	\$ 188.76	\$ 572.00	\$ 188.76	67.000
					84	8 WIRE,4 CIRCUIT					
58	10	Open Area Work Stations		KL3	AEJ1	CETRA,ELECTRICAL,JUMPER CABLE,PANEL-TO-PANEL	\$ 189.00	\$ 62.37	\$ 1,890.00	\$ 623.70	67.000
					84	8 WIRE,4 CIRCUIT					
59	10	Open Area Work Stations		KL3	AEJ2	CETRA,ELECTRICAL,JUMPER CABLE,90 DEGREE CORNER	\$ 189.00	\$ 62.37	\$ 1,890.00	\$ 623.70	67.000
					84	8 WIRE,4 CIRCUIT					
60	8	Open Area Work Stations		KL3	AER184	CETRA,ELEC,DUPLEX RECEPTACLE,8 WIRE-4 CIRCUIT,CIRCUIT 1	\$ 63.00	\$ 20.79	\$ 504.00	\$ 166.32	67.000
					497	CLEAR					
61	4	Open Area Work Stations		KL3	AER284	CETRA,ELEC,DUPLEX RECEPTACLE,8 WIRE-4 CIRCUIT,CIRCUIT 2	\$ 63.00	\$ 20.79	\$ 252.00	\$ 83.16	67.000
					497	CLEAR					
62	4	Open Area Work Stations		KL3	AER384	CETRA,ELEC,DUPLEX RECEPTACLE,8 WIRE-4 CIRCUIT,CIRCUIT 3	\$ 63.00	\$ 20.79	\$ 252.00	\$ 83.16	67.000
					497	CLEAR					

Item	Qty	Tag	Preview	Cat	Part Number	Part Description	List	Sell	Ext List	Ext Sell	Sell - %
63	8	Open Area Work Stations		KL3	AF2450SPW	CETRA,24WX50H,PANEL,SECTIONAL FRAME,PWRD,WOOD TOP CAP	\$ 1,520.00	\$ 501.60	\$ 12,160.00	\$ 4,012.80	67.000
					84 C STD AD P2 STD 405	8 WIRE,4 CIRCUIT THIN SQUARE STANDARD GROUP 1 ALMOND 2 PUNCHED STANDARD GROUP 1,NON-METALLIC DESIGNER WHITE					
64	12	Open Area Work Stations		KL3	AF3668SPW	CETRA,36WX68H,PANEL,SECTIONAL FRAME,PWRD,WOOD TOP CAP	\$ 1,874.00	\$ 618.42	\$ 22,488.00	\$ 7,421.04	67.000
					84 C STD AD P2 STD 405	8 WIRE,4 CIRCUIT THIN SQUARE STANDARD GROUP 1 ALMOND 2 PUNCHED STANDARD GROUP 1,NON-METALLIC DESIGNER WHITE					
65	8	Open Area Work Stations		KL3	AH1924CW	CETRA,19H,HI-LO,CONNECTOR-TO-PANEL,WOOD	\$ 280.00	\$ 92.40	\$ 2,240.00	\$ 739.20	67.000
					C STD AD	THIN SQUARE STANDARD GROUP 1 ALMOND					
66	14	Open Area Work Stations		KL3	AI3619G	CETRA,36WX19H,SECTIONAL FRAME,INSERT TILE,GLASS	\$ 416.00	\$ 137.28	\$ 5,824.00	\$ 1,921.92	67.000
					3 STD 405	CLEAR STANDARD GROUP 1,NON-METALLIC DESIGNER WHITE					
67	18	Open Area Work Stations		KL3	AI2419G	CETRA,24WX19H,SECTIONAL FRAME,INSERT TILE,GLASS	\$ 356.00	\$ 117.48	\$ 6,408.00	\$ 2,114.64	67.000
					3 STD 405	CLEAR STANDARD GROUP 1,NON-METALLIC DESIGNER WHITE					
68	16	Open Area Work Stations		KL3	AI2424N	CETRA,24WX24H,SECTIONAL FRAME,INSERT TILE,FABRIC	\$ 297.00	\$ 98.01	\$ 4,752.00	\$ 1,568.16	67.000
					B 10631	GRADE B LYKO COBBLESTONE					
69	28	Open Area Work Stations		KL3	AI3619N	CETRA,36WX19H,SECTIONAL FRAME,INSERT TILE,FABRIC	\$ 309.00	\$ 101.97	\$ 8,652.00	\$ 2,855.16	67.000
					B 10631	GRADE B LYKO COBBLESTONE					
70	20	Open Area Work Stations		KL3	AI3624N	CETRA,36WX24H,SECTIONAL FRAME,INSERT TILE,FABRIC	\$ 359.00	\$ 118.47	\$ 7,180.00	\$ 2,369.40	67.000
					B 10631	GRADE B LYKO COBBLESTONE					
71	6	Open Area Work Stations		KL3	AP3068APW	CETRA,30WX68H,PANEL,ACOUSTICAL,PWRD,WOOD TOP CAP	\$ 2,268.00	\$ 748.44	\$ 13,608.00	\$ 4,490.64	67.000
					84 C STD AD P2 STD 405 B 10631 B 10631	8 WIRE,4 CIRCUIT THIN SQUARE STANDARD GROUP 1 ALMOND 2 PUNCHED STANDARD GROUP 1,NON-METALLIC DESIGNER WHITE GRADE B LYKO COBBLESTONE GRADE B LYKO COBBLESTONE					

Item	Qty	Tag	Preview	Cat	Part Number	Part Description	List	Sell	Ext List	Ext Sell	Sell - %
72	6	Open Area Work Stations		KL3	AP3668APW	CETRA,36WX68H,PANEL,ACOUSTICAL,PWRD,WOOD TOP CAP	\$ 2,449.00	\$ 808.17	\$ 14,694.00	\$ 4,849.02	67.000
					84 C STD AD P2 STD 405 B 10631 B 10631	8 WIRE,4 CIRCUIT THIN SQUARE STANDARD GROUP 1 ALMOND 2 PUNCHED STANDARD GROUP 1,NON-METALLIC DESIGNER WHITE GRADE B LYKO COBBLESTONE GRADE B LYKO COBBLESTONE					
73	4	Open Area Work Stations		KL3	ATLECW	CETRA,HI-LO CETRA,TOP BRACKET ASSEMBLY,L TOPCAP,END BRACKET	\$ 130.00	\$ 42.90	\$ 520.00	\$ 171.60	67.000
					STD AD	STANDARD GROUP 1 ALMOND					
74	2	Open Area Work Stations		KL3	ATTECW	CETRA,HI-LO CETRA,TOP BRACKET ASSEMBLY,T TOPCAP,END BRACKET	\$ 130.00	\$ 42.90	\$ 260.00	\$ 85.80	67.000
					STD AD	STANDARD GROUP 1 ALMOND					
75	4	Open Area Work Stations		KL8	12S2415PUBBFM	FOOTPRINT METAL,24DX15WX27H,UNDERSURF,FLOOR,BOX/BOX/FILE	\$ 1,027.00	\$ 338.91	\$ 4,108.00	\$ 1,355.64	67.000
					ARC501 KRB STD 405	ARC.PLATINUM METALLIC RANDOM CORE INCL.NOT INSTALLED STANDARD GROUP 1.NON-METALLIC DESIGNER WHITE					
76	4	Open Area Work Stations		KL8	12S2415PUFFM	FOOTPRINT METAL,24DX15WX27H,UNDERSURF,FLOOR,FILE/FILE	\$ 971.00	\$ 320.43	\$ 3,884.00	\$ 1,281.72	67.000
					ARC501 KRB STD 405	ARC.PLATINUM METALLIC RANDOM CORE INCL.NOT INSTALLED STANDARD GROUP 1.NON-METALLIC DESIGNER WHITE					
77	18	Open Area Work Stations		KL8	ABWC14L	FOOTPRINT,CETRA,CANTILEVER BRACKET,LEFT-HAND	\$ 131.00	\$ 43.23	\$ 2,358.00	\$ 778.14	67.000
78	18	Open Area Work Stations		KL8	ABWC14R	FOOTPRINT,CETRA,CANTILEVER BRACKET,RIGHT-HAND	\$ 131.00	\$ 43.23	\$ 2,358.00	\$ 778.14	67.000
79	16	Open Area Work Stations		KL8	ABWL	FOOTPRINT,CETRA,EDGE SUPPORT BRACKET,LEFT-HAND	\$ 25.00	\$ 8.25	\$ 400.00	\$ 132.00	67.000
80	16	Open Area Work Stations		KL8	ABWR	FOOTPRINT,CETRA,EDGE SUPPORT BRACKET,RIGHT-HAND	\$ 25.00	\$ 8.25	\$ 400.00	\$ 132.00	67.000
81	20	Open Area Work Stations		KL8	IBF1	FOOTPRINT,FLAT BRACKET	\$ 27.00	\$ 8.91	\$ 540.00	\$ 178.20	67.000
82	8	Open Area Work Stations		KL8	IBSC	FOOTPRINT,FLAT/BEVEL OVHD GNG BRKT,XSITE/CETRA/TRAXX/IW,PK 4	\$ 54.00	\$ 17.82	\$ 432.00	\$ 142.56	67.000
83	8	Open Area Work Stations		KL8	IS143016OS	FOOTPRINT METAL,14DX30WX16H,OVERHEAD STOR,OPEN SHELF,BEVEL	\$ 691.00	\$ 228.03	\$ 5,528.00	\$ 1,824.24	67.000
					STD 405	STANDARD GROUP 1.NON-METALLIC DESIGNER WHITE					
84	4	Open Area Work Stations		KL8	IS143616RP	FOOTPRINT METAL,14DX36WX16H,OVHD STOR,RECEDING DOOR,BEVEL	\$ 1,022.00	\$ 337.26	\$ 4,088.00	\$ 1,349.04	67.000
					KRB STD 405	RDM CORE INCL.NOT INSTL.BLACK STANDARD GROUP 1.NON-METALLIC DESIGNER WHITE					
85	16	Open Area Work Stations		KL8	ISBRKC	FOOTPRINT,FLAT/BEVEL OVERHEAD BRACKET,CETRA APPL	\$ 57.00	\$ 18.81	\$ 912.00	\$ 300.96	67.000
					STD 405	STANDARD GROUP 1.NON-METALLIC DESIGNER WHITE					
86	4	Open Area Work Stations		KL8	SS2448WSSL3	FOOTPRINT,24DX48W,WORKSURFACE,1 3/16T,STRAIGHT,HPL,WIRE MGR	\$ 565.00	\$ 186.45	\$ 2,260.00	\$ 745.80	67.000
					P STD AD 405 405 *** *** *** *** ***	1/8" MOLDED VIN STANDARD GROUP 1 ALMOND DESIGNER WHITE DESIGNER WHITE					

Item	Qty	Tag	Preview	Cat	Part Number	Part Description	List	Sell	Ext List	Ext Sell	Sell - %
87	8	Open Area Work Stations		KL8	SS2472WSSL3	FOOTPRINT,24DX72W,WORKSURFACE,1 3/16T,STRAIGHT,HPL,WIRE MGR	\$ 809.00	\$ 266.97	\$ 6,472.00	\$ 2,135.76	67.000
					P STD AD 405 405 *** *** *** *** ***	1/8" MOLDED VIN STANDARD GROUP 1 ALMOND DESIGNER WHITE DESIGNER WHITE					
88	4	Open Area Work Stations		KLU	99K31TLS	PERKS,31W,LED TASK LIGHT,SINGLE/STARTER UNITS	\$ 659.00	\$ 276.78	\$ 2,636.00	\$ 1,107.12	58.000
sub						<b>Subtotal Workstations in Open Area ( 4 ea "u" stations)</b>			<b>\$ 154,840.00</b>	<b>\$ 51,334.44</b>	<b>66.847</b>
89	4	Open Work		KL1	K781XARG	BLOOM,LOUNGE,1-SEAT,AUTO RETURN,GLIDES	\$ 4,831.00	\$ 2,029.02	\$ 19,324.00	\$ 8,116.08	58.000
					CARM 6434 1 3 41334 CARM 6434 1 497 C61	CARNEGIE GRADE M QUARTZ 1 GRADE 3 SILVERTEX PLATA CARNegie GRADE M QUARTZ 1 POLISHED ALUMINUM POLISHED/NYLON GLIDE					
sub						<b>Subtotal Collab Lounge chairs for open area (4)</b>			<b>\$ 19,324.00</b>	<b>\$ 8,116.08</b>	<b>58.000</b>
90	3	Open Work		KL1	K78TRSC1612262L	BLOOM,TABLE,PULL-UP,SOFT RECTANGLE,HPL,SELF EDGE	\$ 1,589.00	\$ 667.38	\$ 4,767.00	\$ 2,002.14	58.000
					J STD AD	SELF EDGE STANDARD GROUP 1 ALMOND					
sub						<b>Subtotal for pull tables in open collab area (3)</b>			<b>\$ 4,767.00</b>	<b>\$ 2,002.14</b>	<b>58.000</b>
91	12	Open Work ( for High Tables)		KL1	K56TMUFASTS	JOYA,TASK,SIT-TO-STAND,MESH BACK	\$ 1,795.00	\$ 753.90	\$ 21,540.00	\$ 9,046.80	58.000
					BBPRM 3 41321 XA S1L 462 462 C41	BLACK FRAME,BLACK PREM MESH GRADE 3 SILVERTEX MARINE BLUE ARMLESS SYNCHRO.ONE LOCK CINDER CINDER PLASTIC BLACK MULTI DUAL WHEEL, 65MM					
sub						<b>Subtotal for high seating for high tables open area (12) sit to stand</b>			<b>\$ 21,540.00</b>	<b>\$ 9,046.80</b>	<b>58.000</b>
92	2	Open Work		KL1	K82L38LAU8RAU	PAIRINGS,LOUNGE,3 SEAT,8 INCH ARMS UPHOLSTERED	\$ 9,860.00	\$ 4,141.20	\$ 19,720.00	\$ 8,282.40	58.000
					CFSN ... 3 41319 3 41320 X X RAD X	CF STINSON GRADE N Skipped Option GRADE 3 SILVERTEX LAGOON GRADE 3 SILVERTEX TURQUOISE NO POWER MODULE NO POWER MODULE ROUND WOOD,ALMOND NONE					
93	2	Open Work		KL1	K92RO2018L	JOELLE,OTTOMAN,ROUND,20WX18H,HPL/VINYL EDGE TOP	\$ 1,573.00	\$ 660.66	\$ 3,146.00	\$ 1,321.32	58.000
					2 22509 MATCH P STD CI X C22	GRADE 2 BRILLIANT GRAVEL CLOSEST MATCH 1/8" MOLDED VIN STANDARD GROUP 1 CHAI NONE 3/4" SOFT GLIDE					

Item	Qty	Tag	Preview	Cat	Part Number	Part Description	List	Sell	Ext List	Ext Sell	Sell - %
94	2	Open Work		KL1	K92RO2018U	JOELLE,OTTOMAN,ROUND,20WX18H,18H,UPHOLSTERED TOP	\$ 1,393.00	\$ 585.06	\$ 2,786.00	\$ 1,170.12	58.000
					3 41337	GRADE 3 SILVERTEX LIMONCELLO					
					4 41614	GRADE 4 MASQUERADE AEGEAN					
					MATCH DS	CLOSEST MATCH DECORATIVE STITCH					
					X C22	NONE 3/4" SOFT GLIDE					
95	3	Open Work		KL1	K92RO2018U	JOELLE,OTTOMAN,ROUND,20WX18H,18H,UPHOLSTERED TOP	\$ 1,519.00	\$ 637.98	\$ 4,557.00	\$ 1,913.94	58.000
					3 41320	GRADE 3 SILVERTEX TURQUOISE					
					6 3667	GRADE 6 ESSENCE TAUPE					
					MATCH DS	CLOSEST MATCH DECORATIVE STITCH					
					X C22	NONE 3/4" SOFT GLIDE					
96	1	Open Work		KL1	K92RO4018L	JOELLE,OTTOMAN,ROUND,40WX18H,HPL/VINYL EDGE TOP	\$ 3,154.00	\$ 1,324.68	\$ 3,154.00	\$ 1,324.68	58.000
					6 3667	GRADE 6 ESSENCE TAUPE					
					MATCH P	CLOSEST MATCH 1/8" MOLDED VIN					
					STD AD	STANDARD GROUP 1 ALMOND					
					X C31	NONE BLACK HARD DUAL WHEEL,37MM					
97	1	Open Work		KL1	K96T2419RDL	DAYMORA,24DIAx19H,END TABLE,ROUND,HPL TOP,PAINTED BASE	\$ 2,608.00	\$ 1,095.36	\$ 2,608.00	\$ 1,095.36	58.000
					STD 405	STANDARD GROUP 1 DESIGNER WHITE					
					405 GAL1	DESIGNER WHITE GALLERY GROUP 1					
					G2003	CHIVE					
sub						Subtotal uph goods in open area / collab seating ( asst seating )			\$ 35,971.00	\$ 15,107.82	58.000
98	4	Open Work		KLK	25K184875MCMMP	KORE,MOBILE CART,MAGNETIC MARKER BOARD,PAINT	\$ 3,518.90	\$ 1,477.94	\$ 14,075.60	\$ 5,911.76	58.000
					GAL1 G2003	GALLERY GROUP 1 CHIVE					
					405M C47	MARKERBOARD DESIGNER WHITE BLACK/SILVER DUAL WHEEL,65MM					
sub						Subtotal MOBILE MARKER BOARD/ SCREENS OPEN AREA (4)			\$ 14,075.60	\$ 5,911.76	58.000
99	2	Open Work		KLT	76K489641TFSHMP	FIXT,48DX96WX41H,TABLE FRAME,STAND HEIGHT,MOBILE,PAINT	\$ 5,109.00	\$ 2,145.78	\$ 10,218.00	\$ 4,291.56	58.000
					STD 405	STANDARD GROUP 1.NON-METALLIC DESIGNER WHITE					
100	2	Open Work		KLT	76K4896RTL	FIXT,48DX96W,TABLE TOP,RECTANGLE,HPL	\$ 2,417.00	\$ 1,015.14	\$ 4,834.00	\$ 2,030.28	58.000
					P X STD	MOLDED VIN NO GROMMET STANDARD GROUP 1					
					405 405	DESIGNER WHITE DESIGNER WHITE					
sub						Subtotal HIGH TABLES MOBILE IN OPEN AREA (2)			\$ 15,052.00	\$ 6,321.84	58.000
101	1	Reception		KL1	K20TMAU2D	WISH,TASK,MESH BACK,UPH SEAT,ALUMINUM WISHBONE,2D ARMS	\$ 2,480.00	\$ 1,041.60	\$ 2,480.00	\$ 1,041.60	58.000
					8158 3 41334	TURQUOISE GRADE 3 SILVERTEX PLATA					
					497 462	POLISHED ALUMINUM CINDER PLASTIC					
					LB SL	ADJBL LUMBAR SPRT SLIDER					
					462 462	CINDER CINDER PLASTIC					
					C41	BLACK SOFT DUAL WHEEL, 65MM					
sub						Subtotal RECEPTION TASK CHAIR			\$ 2,480.00	\$ 1,041.60	58.000

Item	Qty	Tax	Preview	Cat	Part Number	Part Description	List	Sell	Ext List	Ext Sell	Sell - %
102	1	Reception		KL3	53K2472WSSL	PRIORITY,24DX72W,SURFACE,RECTANGLE,HPL	\$ 852.00	\$ 357.84	\$ 852.00	\$ 357.84	58.000
					M P G19C405 STD 405 405	MAIN 1/8" MOLDED VIN G19,CENTER,DESIGNER WHITE STANDARD GROUP 1 DESIGNER WHITE DESIGNER WHITE					
103	2	Reception		KL3	53KE2415PUBBFL	PRIORITY,PEDESTAL,UNDERSURFACE,BBF,LAMINATE	\$ 1,498.00	\$ 629.16	\$ 2,996.00	\$ 1,258.32	58.000
					ARC501 KRB 405 405	ARC.PLATINUM METALLIC RDM CORE INCL,NOT INSTL.BLACK DESIGNER WHITE DESIGNER WHITE					
sub					<b>Subtotal RECEPTION DESK</b>				<b>\$ 3,848.00</b>	<b>\$ 1,616.16</b>	<b>58.000</b>
104	2	Work Area Rm 102		KL1	K20TMAU2D	WISH,TASK,MESH BACK,UPH SEAT,ALUMINUM WISHBONE,2D ARMS	\$ 2,480.00	\$ 1,041.60	\$ 4,960.00	\$ 2,083.20	58.000
					8158 3 41334 497 462 LB SL 462 462 C41	TURQUOISE GRADE 3 SILVERTEX PLATA POLISHED ALUMINUM CINDER PLASTIC ADJBL LUMBAR SPRT SLIDER CINDER CINDER PLASTIC BLACK SOFT DUAL WHEEL, 65MM					
sub					<b>Subtotal RM 102 TASK SEATING (2)</b>				<b>\$ 4,960.00</b>	<b>\$ 2,083.20</b>	<b>58.000</b>
105	2	Work Area Rm 102		KL3	ACC50W	CETRA,50H,CONNECTOR,END TRIM,WOOD	\$ 478.00	\$ 157.74	\$ 956.00	\$ 315.48	67.000
					C STD AD	THIN SQUARE STANDARD GROUP 1 ALMOND					
106	2	Work Area Rm 102		KL3	ACC68W	CETRA,68H,CONNECTOR,END TRIM,WOOD	\$ 533.00	\$ 175.89	\$ 1,066.00	\$ 351.78	67.000
					C STD AD	THIN SQUARE STANDARD GROUP 1 ALMOND					
107	1	Work Area Rm 102		KL3	ACL68NW	CETRA,68H,CONNECTOR,SQUARE L,FABRIC,WOOD TOP CAP	\$ 639.00	\$ 210.87	\$ 639.00	\$ 210.87	67.000
					C STD AD STD 405 B 10631	THIN SQUARE STANDARD GROUP 1 ALMOND STANDARD GROUP 1.NON-METALLIC DESIGNER WHITE GRADE B LYKO COBBLESTONE					
108	2	Work Area rm 102		KL3	ACL68NW	CETRA,68H,CONNECTOR,SQUARE L,FABRIC,WOOD TOP CAP	\$ 639.00	\$ 210.87	\$ 1,278.00	\$ 421.74	67.000
					C STD AD STD 405 B 10631	THIN SQUARE STANDARD GROUP 1 ALMOND STANDARD GROUP 1.NON-METALLIC DESIGNER WHITE GRADE B LYKO COBBLESTONE					
109	1	Work Area Rm 102		KL3	ACT50NW	CETRA,50H,CONNECTOR,T,FABRIC,WOOD TOP CAP	\$ 668.00	\$ 220.44	\$ 668.00	\$ 220.44	67.000
					C STD AD STD 405 B 10631	THIN SQUARE STANDARD GROUP 1 ALMOND STANDARD GROUP 1.NON-METALLIC DESIGNER WHITE GRADE B LYKO COBBLESTONE					

Item	Qty	Tag	Preview	Cat	Part Number	Part Description	List	Sell	Ext List	Ext Sell	Sell - %
110	1	Work Area Rm 102		KL3	ACT68NW	CETRA,68H,CONNECTOR,T,FABRIC,WOOD TOP CAP	\$ 713.00	\$ 235.29	\$ 713.00	\$ 235.29	67.000
					C STD AD STD 405 B 10631	THIN SQUARE STANDARD GROUP 1 ALMOND STANDARD GROUP 1.NON-METALLIC DESIGNER WHITE GRADE B LYKO COBBLESTONE					
111	1	Work Area Rm 102		KL3	ACT68NW	CETRA,68H,CONNECTOR,T,FABRIC,WOOD TOP CAP	\$ 713.00	\$ 235.29	\$ 713.00	\$ 235.29	67.000
					C STD AD STD 405 B 10631	THIN SQUARE STANDARD GROUP 1 ALMOND STANDARD GROUP 1.NON-METALLIC DESIGNER WHITE GRADE B LYKO COBBLESTONE					
112	1	Work Area Rm 102		KL3	AEF1U	CETRA,ELECTRICAL,66 INCH,BASE POWER ENTRY	\$ 572.00	\$ 188.76	\$ 572.00	\$ 188.76	67.000
					84	8 WIRE,4 CIRCUIT					
113	5	Work Area Rm 102		KL3	AEJ1	CETRA,ELECTRICAL,JUMPER CABLE,PANEL-TO-PANEL	\$ 189.00	\$ 62.37	\$ 945.00	\$ 311.85	67.000
					84	8 WIRE,4 CIRCUIT					
114	5	Work Area Rm 102		KL3	AEJ2	CETRA,ELECTRICAL,JUMPER CABLE,90 DEGREE CORNER	\$ 189.00	\$ 62.37	\$ 945.00	\$ 311.85	67.000
					84	8 WIRE,4 CIRCUIT					
115	4	Work Area Rm 102		KL3	AER184	CETRA,ELEC,DUPLEX RECEPTACLE,8 WIRE-4 CIRCUIT,CIRCUIT 1	\$ 63.00	\$ 20.79	\$ 252.00	\$ 83.16	67.000
					497	CLEAR					
116	2	Work Area Rm 102		KL3	AER284	CETRA,ELEC,DUPLEX RECEPTACLE,8 WIRE-4 CIRCUIT,CIRCUIT 2	\$ 63.00	\$ 20.79	\$ 126.00	\$ 41.58	67.000
					497	CLEAR					
117	2	Work Area Rm 102		KL3	AER384	CETRA,ELEC,DUPLEX RECEPTACLE,8 WIRE-4 CIRCUIT,CIRCUIT 3	\$ 63.00	\$ 20.79	\$ 126.00	\$ 41.58	67.000
					497	CLEAR					
118	2	Work Area Rm 102		KL3	AF2450SPW	CETRA,24WX50H,PANEL,SECTIONAL FRAME,PWRD,WOOD TOP CAP	\$ 1,520.00	\$ 501.60	\$ 3,040.00	\$ 1,003.20	67.000
					84 C STD AD P2 STD 405	8 WIRE,4 CIRCUIT THIN SQUARE STANDARD GROUP 1 ALMOND 2 PUNCHED STANDARD GROUP 1.NON-METALLIC DESIGNER WHITE					
119	1	Work Area Rm 102		KL3	AF3650SPW	CETRA,36WX50H,PANEL,SECTIONAL FRAME,PWRD,WOOD TOP CAP	\$ 1,770.00	\$ 584.10	\$ 1,770.00	\$ 584.10	67.000
					84 C STD AD P2 STD 405	8 WIRE,4 CIRCUIT THIN SQUARE STANDARD GROUP 1 ALMOND 2 PUNCHED STANDARD GROUP 1.NON-METALLIC DESIGNER WHITE					
120	1	Work Area Rm 102		KL3	AH1936PW	CETRA,19H,HI-LO,PANEL-TO-PANEL,WOOD	\$ 280.00	\$ 92.40	\$ 280.00	\$ 92.40	67.000
					C STD AD	THIN SQUARE STANDARD GROUP 1 ALMOND					
121	2	Work Area Rm 102		KL3	AH5018CW	CETRA,50H,HI-LO,CONNECTOR-TO-PANEL,WOOD	\$ 478.00	\$ 157.74	\$ 956.00	\$ 315.48	67.000
					C STD AD	THIN SQUARE STANDARD GROUP 1 ALMOND					
122	4	Work Area Rm 102		KL3	AI2419G	CETRA,24WX19H,SECTIONAL FRAME,INSERT TILE,GLASS	\$ 356.00	\$ 117.48	\$ 1,424.00	\$ 469.92	67.000
					3 STD 405	CLEAR STANDARD GROUP 1.NON-METALLIC DESIGNER WHITE					

Item	Qty	Tag	Preview	Cat	Part Number	Part Description	List	Sell	Ext List	Ext Sell	Sell - %
123	4	Work Area Rm 102		KL3	AI2424N	CETRA,24WX24H,SECTIONAL FRAME,INSERT TILE,FABRIC	\$ 297.00	\$ 98.01	\$ 1,188.00	\$ 392.04	67.000
					B 10631	GRADE B LYKO COBBLESTONE					
124	2	Work Area Rm 102		KL3	AI3619G	CETRA,36WX19H,SECTIONAL FRAME,INSERT TILE,GLASS	\$ 416.00	\$ 137.28	\$ 832.00	\$ 274.56	67.000
					3 STD 405	CLEAR STANDARD GROUP 1.NON-METALLIC DESIGNER WHITE					
125	2	Work Area Rm 102		KL3	AI3624N	CETRA,36WX24H,SECTIONAL FRAME,INSERT TILE,FABRIC	\$ 359.00	\$ 118.47	\$ 718.00	\$ 236.94	67.000
					B 10631	GRADE B LYKO COBBLESTONE					
126	2	Work Area Rm 102		KL3	AP2468APW	CETRA,24WX68H,PANEL,ACOUSTICAL,PWRD,WOOD TOP CAP	\$ 2,089.00	\$ 689.37	\$ 4,178.00	\$ 1,378.74	67.000
					84 C STD AD P2 STD 405 B 10631 B 10631	8 WIRE,4 CIRCUIT THIN SQUARE STANDARD GROUP 1 ALMOND 2 PUNCHED STANDARD GROUP 1.NON-METALLIC DESIGNER WHITE GRADE B LYKO COBBLESTONE GRADE B LYKO COBBLESTONE					
127	5	Work Area Rm 102		KL3	AP3668APW	CETRA,36WX68H,PANEL,ACOUSTICAL,PWRD,WOOD TOP CAP	\$ 2,449.00	\$ 808.17	\$ 12,245.00	\$ 4,040.85	67.000
					84 C STD AD P2 STD 405 B 10631 B 10631	8 WIRE,4 CIRCUIT THIN SQUARE STANDARD GROUP 1 ALMOND 2 PUNCHED STANDARD GROUP 1.NON-METALLIC DESIGNER WHITE GRADE B LYKO COBBLESTONE GRADE B LYKO COBBLESTONE					
128	2	Work Area Rm 102		KL8	12S2415PUBBFM	FOOTPRINT METAL,24DX15WX27H,UNDERSURF,FLOOR,BOX/BOX/FILE	\$ 1,027.00	\$ 338.91	\$ 2,054.00	\$ 677.82	67.000
					ARC501 KRB STD 405	ARC.PLATINUM METALLIC RANDOM CORE INCL.NOT INSTALLED STANDARD GROUP 1.NON-METALLIC DESIGNER WHITE					
129	2	Work Area Rm 102		KL8	12S2415PUFFM	FOOTPRINT METAL,24DX15WX27H,UNDERSURF,FLOOR,FILE/FILE	\$ 971.00	\$ 320.43	\$ 1,942.00	\$ 640.86	67.000
					ARC501 KRB STD 405	ARC.PLATINUM METALLIC RANDOM CORE INCL.NOT INSTALLED STANDARD GROUP 1.NON-METALLIC DESIGNER WHITE					
130	6	Work Area Rm 102		KL8	ABWC14L	FOOTPRINT,CETRA,CANTILEVER BRACKET,LEFT-HAND	\$ 131.00	\$ 43.23	\$ 786.00	\$ 259.38	67.000
131	6	Work Area Rm 102		KL8	ABWC14R	FOOTPRINT,CETRA,CANTILEVER BRACKET,RIGHT-HAND	\$ 131.00	\$ 43.23	\$ 786.00	\$ 259.38	67.000
132	10	Work Area Rm 102		KL8	ABWL	FOOTPRINT,CETRA,EDGE SUPPORT BRACKET,LEFT-HAND	\$ 25.00	\$ 8.25	\$ 250.00	\$ 82.50	67.000
133	10	Work Area Rm 102		KL8	ABWR	FOOTPRINT,CETRA,EDGE SUPPORT BRACKET,RIGHT-HAND	\$ 25.00	\$ 8.25	\$ 250.00	\$ 82.50	67.000
134	8	Work Area Rm 102		KL8	IBF1	FOOTPRINT,FLAT BRACKET	\$ 27.00	\$ 8.91	\$ 216.00	\$ 71.28	67.000
135	4	Work Area Rm 102		KL8	IBSC	FOOTPRINT,FLAT/BEVEL OVHD GNG BRKT,XSITE/CETRA/TRAXX/IW,PK 4	\$ 54.00	\$ 17.82	\$ 216.00	\$ 71.28	67.000
136	2	Work Area Rm 102		KL8	IS143616OS	FOOTPRINT METAL,14DX36WX16H,OVERHEAD STOR,OPEN SHELF,BEVEL	\$ 712.00	\$ 234.96	\$ 1,424.00	\$ 469.92	67.000
					STD 405	STANDARD GROUP 1.NON-METALLIC DESIGNER WHITE					

Item	Qty	Tag	Preview	Cat	Part Number	Part Description	List	Sell	Ext List	Ext Sell	Sell - %
137	2	Work Area Rm 102		KL8	IS143616RP	FOOTPRINT METAL,14DX36WX16H,OVHD STOR,RECEDING DOOR,BEVEL	\$ 1,022.00	\$ 337.26	\$ 2,044.00	\$ 674.52	67.000
					KRB STD 405	RDM CORE INCL,NOT INSTL,BLACK STANDARD GROUP 1,NON-METALLIC DESIGNER WHITE					
138	8	Work Area Rm 102		KL8	ISBRKC	FOOTPRINT,FLAT/BEVEL OVERHEAD BRACKET,CETRA APPL	\$ 57.00	\$ 18.81	\$ 456.00	\$ 150.48	67.000
					STD 405	STANDARD GROUP 1,NON-METALLIC DESIGNER WHITE					
139	2	Work Area Rm 102		KL8	SS2448WSSL3	FOOTPRINT,24DX48W,WORKSURFACE,1 3/16T,STRAIGHT,HPL,WIRE MGR	\$ 565.00	\$ 186.45	\$ 1,130.00	\$ 372.90	67.000
					P STD 405 405 405 *** *** *** *** ***	1/8" MOLDED VIN STANDARD GROUP 1 DESIGNER WHITE DESIGNER WHITE DESIGNER WHITE					
140	2	Work Area Rm 102		KL8	SS2472WSSL3	FOOTPRINT,24DX72W,WORKSURFACE,1 3/16T,STRAIGHT,HPL,WIRE MGR	\$ 809.00	\$ 266.97	\$ 1,618.00	\$ 533.94	67.000
					P STD 405 405 405 *** *** *** *** ***	1/8" MOLDED VIN STANDARD GROUP 1 DESIGNER WHITE DESIGNER WHITE DESIGNER WHITE					
141	2	Work Area Rm 102		KLU	99K31TLS	PERKS,31W,LED TASK LIGHT,SINGLE/STARTER UNITS	\$ 659.00	\$ 276.78	\$ 1,318.00	\$ 553.56	58.000
sub						Subtotal RM 102 (2) WORKSTATIONS			\$ 50,120.00	\$ 16,658.22	66.763
	1					RDI(Receive, Delivery, Assembly, Installation )	\$ 57,460.00	\$ 57,460.00	\$ 57,460.00	\$ 57,460.00	
						Grand Total			\$ 652,286.00	\$ 289,155.08	55.671

**NOTES :**

**PRICING PROCURED USING CONTRACT OMNIA # R240108**

**KIMBALL INTERNATIONAL IS THE VENDOR**

**P.O. IS ISSUED TO KIMBALL INTERNATIONAL - CONTRACT # MUST BE ON P.O. G & S IS THE DEALER OF RECORD**

**PRICE QUOTED IS DELIVERED AND INSTALLED**

**NO FREIGHT OR FUEL SURCHARGES OCCUR AT THIS TIME**

**NOTE: NO FINISHES OR TEXTILES HAVE BEEN SELECTED ( COLORS) PRICE IS VALID FOR 60 DAYS**



*Ronald J Levy*  
RONALD J LEVY / G & S



**Tue Apr 7 2026  
REVISED**