



PARK PLACE

RECREATION DESIGNS

P.O. Box 18186 | San Antonio, Texas 78218

Toll Free: (800) 626-0238 | Local: (210) 821-5878

Email: fun@miracleparkplace.com | Web: www.miracleparkplace.com

BuyBoard Contract #679-22

Date:		December 4, 2024			Quote #:		0924501	
Customer:		City of Laredo						
Project:		Circle Drive Park						
QTY	MODEL OR PART NUMBER	DESCRIPTION	U/#	T/#	UNIT PRICE	TOTAL	PRICE	
1	KC15243	Lineal Kids Choice with Typhoon, Chameleon, Hurricane, and Integrated Shade	8000	8000	\$88,450.00	\$	88,450.00	
1	2014BN	ACCELERATOR BIRD NEST	710	710	\$ 9,828.00	\$	9,828.00	
1	451	PANEL INSERT POST FS	35	35	\$ 612.00	\$	612.00	
1	714715216	SOLAR EXPLORER INSERT	50	50	\$ 714.00	\$	714.00	
1	SHADE	PLAYCOVER 30' X 30', STANDARD FABRIC	1850	1850	\$18,750.00	\$	18,750.00	
						\$	-	
						\$	-	
1	BOND	Performance and Payment Bond				\$	9,489.00	
		EQUIPMENT SUBTOTAL				\$	127,843.00	
1	DISCOUNT	BuyBoard Discount Proposal #679-22				\$	17,754.00	
		DISCOUNTED TOTAL				\$	110,089.00	
1	FREIGHT		8710			\$	4,150.00	
		TOTAL EQUIPMENT DELIVERED				\$	114,239.00	
1	INSTALL	Installation of Equipment			\$27,555.00	\$	27,555.00	
1	DEMO	Excavate and Haul Off of Ground for Surfacing System			\$22,330.00	\$	22,330.00	
250	BASE	Install Concrete Base for Surfacing System			\$ 19.50	\$	4,875.00	
2990	PIP-6	Poured-In-Place Surfacing 6"			\$ 21.25	\$	63,537.50	
1	SECURITY	Security During Poured-In-Place Installation Process			\$ 1,250.00	\$	1,250.00	
						\$	-	
PRE-TAX TOTAL OF ALL						\$	233,786.50	
		SALES TAX (if applicable)			0.00%	\$	-	
GRAND TOTAL						\$	233,786.50	

- Pricing is for materials/delivery. Installation is not included unless priced above.
- If not priced above and if required, the following items and associated costs/fees will be the responsibility of the
- **Prices are valid for 30 days after which they are subject to change.** Any work not specifically mentioned in this proposal as being included shall be deemed excluded. The customer will be responsible for any taxes owed.
- A 3% fee will be added for payment by credit card.

Please issue all purchase orders and payments to **Park Place Recreation Designs, Inc.**

Terms: 50% down payment with signed quote.

Municipalities/School Districts purchase orders accepted as authorization.

Authorized by: x _____

Printed Name


Signature

Date









Circle Drive Park KC15243 Laredo, TX

Child Capacity: 74

FOR KIDS AGES
5-12
YEARS

AGE GROUP: 5-12
ELEVATED PLAY ACTIVITIES - TOTAL: 10
ELEVATED PLAY ACTIVITIES ACCESSIBLE BY TRANSFER: 8 REQ'D 5
ELEVATED PLAY ACTIVITIES ACCESSIBLE BY RAMP: 0 REQ'D 0
GROUND LEVEL ACTIVITY TYPE: 3 REQ'D 3
GROUND LEVEL QUANTITY: 5 REQ'D 3

PLAYCOVER 30' X 30', STANDERD FABRIC
714669307P

HEXS AND XS
7147636

ADA STAIRS
1'6" RISE
71499349

ARCH BRIDGE
71497049

BUMP &
GLIDE SLIDE
7147285

TRANSFER
POINT
71485159

BRAIDED
CLIMBER
7146078

HURRICANE
CLIMBER
7146835

405 TYPHOON
SLIDE DOMED WAVE
71474959U

5'
DECK
7145029

5'
DECK
7145029

CLIFF CLIMBER
7147196

6'-6"
7145019

CHAMELEON II
SLIDE
7146701

PANEL INSERT
POST FS (ONE SIDED)
451
SOLAR EXPLORER INSERT
714715216

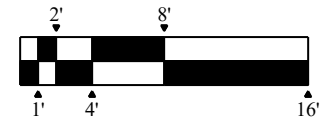
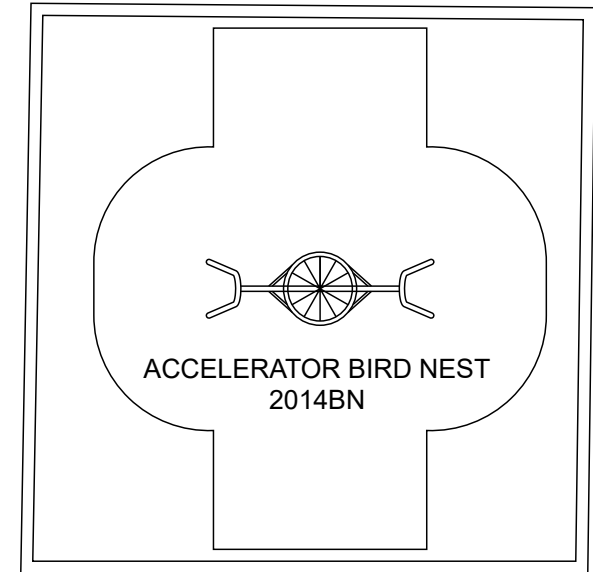
MUSEUM PUSH PIN
PANEL STAND
7146983

KC STAR/CIRCLE
PERF PANEL
71471315

4 X 4 HALF PANEL
(BELOW DECK)
71471411HB
THURWAY PANEL
(BELOW DECK)
71471522B

FLOWER STAND PANEL
(BELOW DECK)
71471521B

DOUBLE POD SEAT
7148174B



Park Place Recreation Designs, Inc.

P.O. Box 18186
San Antonio, TX

PHONE NO: (210) 821-5878
FAX NO: (210) 832-0115

R0009_45630501613

GROUND SPACE: 80'-6" x 40'-6"

PROTECTIVE AREA: 89'-6" x 50'-6"

DRAWN BY: V Davila

DATE: 11/27/2024



COMPLIES TO ASTM/CPSC



COMPLIES TO ADA

To promote safe and proper equipment use by children, Miracle recommends the installation of either a Miracle safety sign or other appropriate safety signage near each playsystem's main entry point(s) to inform parents and supervisors of the age appropriateness of the playsystem and general rules for safe play.

THE PLAY COMPONENTS IDENTIFIED IN THIS PLAN ARE IPEMA CERTIFIED. THE USE AND LAYOUT OF THESE COMPONENTS CONFORM TO THE REQUIREMENTS OF ASTM F1487.

AN ENERGY ABSORBING PROTECTIVE SURFACE IS REQUIRED UNDER & AROUND ALL PLAY SYSTEMS



Drawing Name: KC15243 INTEGRATED SHADE_CIRCLE DRIVE PARK LAREDO (12.04.24)

Model	Description	Qty	Unit Wt	Total \$
7145019	DECK	2	75	\$2,064.00
7145029	DECK	3	125	\$4,419.00
71455057	5" OD X 216" 550-57..(3'6" - 5')..7GA POST F/SHADE4		165	\$4,204.00
714552	5" OD X 136" POST 552 ..(3'-5' DECK)..	4	75	\$1,816.00
714553	5" OD X 160" POST 553 ..(5'6"-6'6" DECK)..	6	90	\$3,000.00
7146078	BRAIDED CLIMBER	1	140	\$1,624.00
714669307P	PLAYCOVER 30' X 30', STANDERD FABRIC	1	1850	\$18,750.00
7146701	CHAMELEON II SLIDE	1	145	\$3,080.00
7146704	Short Straight Section	1	60	\$731.00
7146706	Left Section	1	60	\$731.00
7146707	Long Straight Section	1	60	\$768.00
714670EZ	Entry Section	1	0	\$0.00
714670LZ	Sect Spt Leg 54"	1	0	\$0.00
714670PZ	CHAMELEON II SLIDE	1	0	\$0.00
7146835	HURRICANE CLIMBER	1	400	\$5,241.00
7146915	DOME CLIMBER	1	180	\$3,985.00
7146983	MUSEUM PUSH PIN PANEL STAND	1	150	\$1,650.00
71471315	KC STAR/CIRCLE PERF PANEL	1	65	\$1,806.00
71471411HB	4 X 4 HALF PANEL (BELOW DECK)	1	50	\$1,100.00
71471521B	FLOWER STAND PANEL (BELOW DECK)	1	60	\$1,122.00
71471522B	THURWAY PANEL (BELOW DECK)	1	45	\$1,020.00
7147196	CLIFF CLIMBER	1	100	\$1,288.00
7147285	BUMP & GLIDE SLIDE	1	230	\$3,658.00
71474959U	405 TYPHOON SLIDE DOMED WAVE	1	1518	\$8,757.00
7147636	HEXS AND XS	1	50	\$1,700.00
7148174B	DOUBLE POD SEAT	1	40	\$1,375.00
71485159	TRANSFER POINT	1	375	\$6,103.00
71497049	ARCH BRIDGE	1	165	\$4,309.00
71499349	ADA STAIRS 1'6" RISE	1	200	\$4,149.00
2014BN	ACCELERATOR BIRD NEST	1	710	\$9,828.00
451	PANEL INSERT POST FS (ONE SIDED)	1	35	\$612.00
714715216	SOLAR EXPLORER INSERT	1	50	\$714.00
Totals			8,763.00	\$99,604.00