

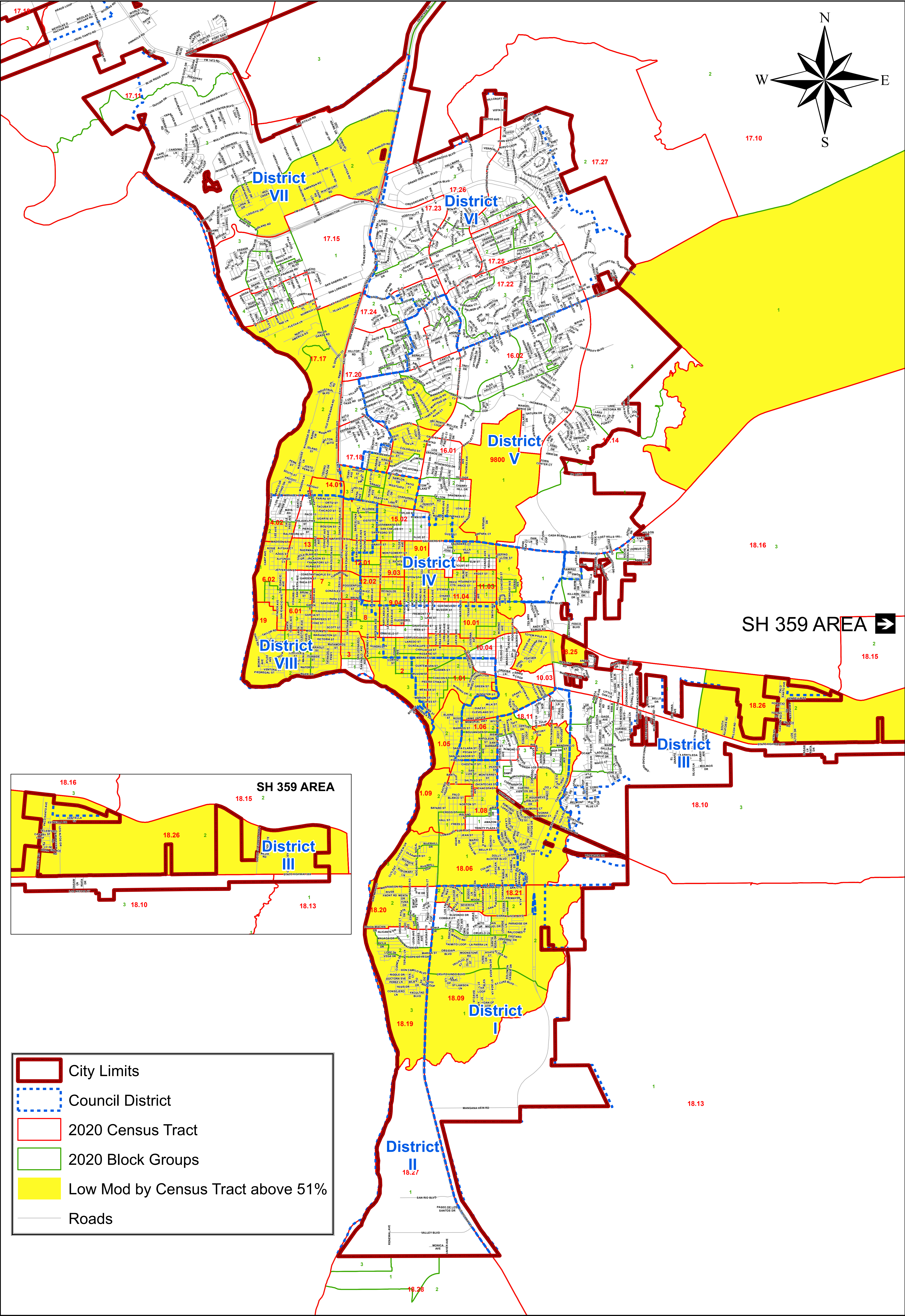
2024-2025

CONSOLIDATED ANNUAL PERFORMANCE & EVALUATION REPORT (CAPER)

City of Laredo

Community Development Department





CDBG-CV

Voucher Number	Line Item	IDIS Project ID	IDIS Act ID	Voucher Created	Voucher Status	Status Date	LOCCS Send Date	Grant Number	CARES Act	Grant Year	Fund Type	Recipient TIN	Payee TIN	Program	PY	Drawn Amount
6425770	1	26	3388	10/27/2020	Completed	10/29/2020	10/28/2020	B20MW480505	CARES	2020	EN	746001573	746001573	CDBG-CV	Y	\$5,718.82
6425771	1	26	3388	10/27/2020	Completed	10/29/2020	10/29/2020	B20MW480505	CARES	2020	EN	746001573	746001573	CDBG-CV	Y	\$4,925.42
6437286	1	26	3388	12/4/2020	Completed	12/08/2020	12/7/2020	B20MW480505	CARES	2020	EN	746001573	746001573	CDBG-CV	Y	\$2,931.84
6437287	7	26	3388	12/4/2020	Completed	12/05/2020	12/4/2020	B20MW480505	CARES	2020	EN	746001573	746001573	CDBG-CV		\$69.47
6437289	1	26	3388	12/4/2020	Completed	12/05/2020	12/4/2020	B20MW480505	CARES	2020	EN	746001573	746001573	CDBG-CV		\$12,285.20
6445333	1	26	3388	12/29/2020	Completed	12/30/2020	12/29/2020	B20MW480505	CARES	2020	EN	746001573	746001573	CDBG-CV		\$24,740.00
6445333	2	27	3400	12/29/2020	Completed	12/30/2020	12/29/2020	B20MW480505	CARES	2020	EN	746001573	746001573	CDBG-CV		\$4,763.10
6445333	3	29	3401	12/29/2020	Completed	12/30/2020	12/29/2020	B20MW480505	CARES	2020	EN	746001573	746001573	CDBG-CV		\$240.00
6445333	4	29	3402	12/29/2020	Completed	12/30/2020	12/29/2020	B20MW480505	CARES	2020	EN	746001573	746001573	CDBG-CV		\$288.00
6445333	5	29	3403	12/29/2020	Completed	12/30/2020	12/29/2020	B20MW480505	CARES	2020	EN	746001573	746001573	CDBG-CV		\$336.00
6445333	6	29	3404	12/29/2020	Completed	12/30/2020	12/29/2020	B20MW480505	CARES	2020	EN	746001573	746001573	CDBG-CV		\$288.00
6448527	1	26	3388	1/11/2021	Completed	01/12/2021	1/11/2021	B20MW480505	CARES	2020	EN	746001573	746001573	CDBG-CV		\$35,766.03
6448527	2	28	3390	1/11/2021	Completed	01/12/2021	1/11/2021	B20MW480505	CARES	2020	EN	746001573	746001573	CDBG-CV		\$1,200.00
6448527	3	27	3415	1/11/2021	Completed	01/12/2021	1/11/2021	B20MW480505	CARES	2020	EN	746001573	746001573	CDBG-CV		\$7,904.03
6448527	4	27	3417	1/11/2021	Completed	01/12/2021	1/11/2021	B20MW480505	CARES	2020	EN	746001573	746001573	CDBG-CV		\$3,235.47
6448527	5	27	3416	1/11/2021	Completed	01/12/2021	1/11/2021	B20MW480505	CARES	2020	EN	746001573	746001573	CDBG-CV		\$7,800.00
6448527	6	29	3407	1/11/2021	Completed	01/12/2021	1/11/2021	B20MW480505	CARES	2020	EN	746001573	746001573	CDBG-CV		\$432.00
6448527	7	27	3400	1/11/2021	Completed	01/12/2021	1/11/2021	B20MW480505	CARES	2020	EN	746001573	746001573	CDBG-CV		\$66.04
6448527	8	29	3409	1/11/2021	Completed	01/12/2021	1/11/2021	B20MW480505	CARES	2020	EN	746001573	746001573	CDBG-CV		\$336.00
6448527	9	29	3408	1/11/2021	Completed	01/12/2021	1/11/2021	B20MW480505	CARES	2020	EN	746001573	746001573	CDBG-CV		\$480.00
6448527	10	29	3406	1/11/2021	Completed	01/12/2021	1/11/2021	B20MW480505	CARES	2020	EN	746001573	746001573	CDBG-CV		\$336.00
6461559	1	26	3388	2/17/2021	Completed	02/19/2021	2/18/2021	B20MW480505	CARES	2020	EN	746001573	746001573	CDBG-CV		\$73.94
6473587	1	28	3463	3/19/2021	Completed	03/20/2021	3/19/2021	B20MW480505	CARES	2020	EN	746001573	746001573	CDBG-CV		\$2,731.53
6475717	1	26	3388	3/25/2021	Completed	03/26/2021	3/25/2021	B20MW480505	CARES	2020	EN	746001573	746001573	CDBG-CV		\$22,791.15
6475717	2	28	3390	3/25/2021	Completed	03/26/2021	3/25/2021	B20MW480505	CARES	2020	EN	746001573	746001573	CDBG-CV		\$35,443.56
6475717	3	29	3391	3/25/2021	Completed	03/26/2021	3/25/2021	B20MW480505	CARES	2020	EN	746001573	746001573	CDBG-CV		\$809.79
6475717	4	27	3400	3/25/2021	Completed	03/26/2021	3/25/2021	B20MW480505	CARES	2020	EN	746001573	746001573	CDBG-CV		\$2,859.38
6475717	5	29	3410	3/25/2021	Completed	03/26/2021	3/25/2021	B20MW480505	CARES	2020	EN	746001573	746001573	CDBG-CV		\$384.00
6475717	6	29	3411	3/25/2021	Completed	03/26/2021	3/25/2021	B20MW480505	CARES	2020	EN	746001573	746001573	CDBG-CV		\$240.00
6475717	7	29	3412	3/25/2021	Completed	03/26/2021	3/25/2021	B20MW480505	CARES	2020	EN	746001573	746001573	CDBG-CV		\$288.00
6475717	8	29	3413	3/25/2021	Completed	03/26/2021	3/25/2021	B20MW480505	CARES	2020	EN	746001573	746001573	CDBG-CV		\$288.00
6475717	9	29	3414	3/25/2021	Completed	03/26/2021	3/25/2021	B20MW480505	CARES	2020	EN	746001573	746001573	CDBG-CV		\$192.00
6475717	10	27	3415	3/25/2021	Completed	03/26/2021	3/25/2021	B20MW480505	CARES	2020	EN	746001573	746001573	CDBG-CV		\$1,050.00
6475717	11	27	3417	3/25/2021	Completed	03/26/2021	3/25/2021	B20MW480505	CARES	2020	EN	746001573	746001573	CDBG-CV		\$1,791.75
6475717	12	27	3418	3/25/2021	Completed	03/26/2021	3/25/2021	B20MW480505	CARES	2020	EN	746001573	746001573	CDBG-CV		\$2,920.00
6475717	13	27	3419	3/25/2021	Completed	03/26/2021	3/25/2021	B20MW480505	CARES	2020	EN	746001573	746001573	CDBG-CV		\$5,050.00
6475717	14	27	3420	3/25/2021	Completed	03/26/2021	3/25/2021	B20MW480505	CARES	2020	EN	746001573	746001573	CDBG-CV		\$6,770.00
6475717	15	27	3421	3/25/2021	Completed	03/26/2021	3/25/2021	B20MW480505	CARES	2020	EN	746001573	746001573	CDBG-CV		\$5,400.00
6475717	16	27	3422	3/25/2021	Completed	03/26/2021	3/25/2021	B20MW480505	CARES	2020	EN	746001573	746001573	CDBG-CV		\$2,570.40
6475717	17	27	3423	3/25/2021	Completed	03/26/2021	3/25/2021	B20MW480505	CARES	2020	EN	746001573	746001573	CDBG-CV		\$3,295.00
6475717	18	27	3424	3/25/2021	Completed	03/26/2021	3/25/2021	B20MW480505	CARES	2020	EN	746001573	746001573	CDBG-CV		\$4,900.00
6475717	19	29	3425	3/25/2021	Completed	03/26/2021	3/25/2021	B20MW480505	CARES	2020	EN	746001573	746001573	CDBG-CV		\$240.00
6475717	20	29	3426	3/25/2021	Completed	03/26/2021	3/25/2021	B20MW480505	CARES	2020	EN	746001573	746001573	CDBG-CV		\$96.00
6475717	21	29	3428	3/25/2021	Completed	03/26/2021	3/25/2021	B20MW480505	CARES	2020	EN	746001573	746001573	CDBG-CV		\$288.00
6475717	22	27	3435	3/25/2021	Completed	03/26/2021	3/25/2021	B20MW480505	CARES	2020	EN	746001573	746001573	CDBG-CV		\$3,869.75
6475717	23	27	3436	3/25/2021	Completed	03/26/2021	3/25/2021	B20MW480505	CARES	2020	EN	746001573	746001573	CDBG-CV		\$3,200.00
6475717	24	27	3437	3/25/2021	Completed	03/26/2021	3/25/2021	B20MW480505	CARES	2020	EN	746001573	746001573	CDBG-CV		\$4,740.00
6475717	25	27	3438	3/25/2021	Completed	03/26/2021	3/25/2021	B20MW480505	CARES	2020	EN	746001573	746001573	CDBG-CV		\$9,300.00
6475717	26	27	3439	3/25/2021	Completed	03/26/2021	3/25/2021	B20MW480505	CARES	2020	EN	746001573	746001573	CDBG-CV		\$3,079.59
6475717	27	27	3442	3/25/2021	Completed	03/26/2021	3/25/2021	B20MW480505	CARES	2020	EN	746001573	746001573	CDBG-CV		\$9,064.27
6475717	28	27	3443	3/25/2021	Completed	03/26/2021	3/25/2021	B20MW480505	CARES	2020	EN	746001573	746001573	CDBG-CV		\$286.47
6479745	1	26	3388	4/6/2021	Completed	04/07/2021	4/6/2021	B20MW480505	CARES	2020	EN	746001573	746001573	CDBG-CV		\$19,037.74
6479745	2	28	3390	4/6/2021	Completed	04/07/2021	4/6/2021	B20MW480505	CARES	2020	EN	746001573	746001573	CDBG-CV		\$108,426.78
6479745	3	29	3391	4/6/2021	Completed	04/07/2021	4/6/2021	B20MW480505	CARES	2020	EN	746001573	746001573	CDBG-CV		\$694.40
6479745	4	27	3400	4/6/2021	Completed	04/07/2021	4/6/2021	B20MW480505	CARES	2020	EN	746001573	746001573	CDBG-CV		\$1,400.00
6479745	5	27	3415	4/6/2021	Revised	04/07/2021	4/6/2021	B20MW480505	CARES	2020	EN	746001573	746001573	CDBG-CV		\$91.47
6479745	6	27	3417	4/6/2021	Completed	04/07/2021	4/6/2021	B20MW480505	CARES	2020	EN	746001573	746001573	CDBG-CV		\$841.75
6479745	7	27	3418	4/6/2021	Completed	04/07/2021	4/6/2021	B20MW480505	CARES	2020	EN	746001573	746001573	CDBG-CV		\$625.00
6479745	8	27	3420	4/6/2021	Completed	04/07/2021	4/6/2021	B20MW480505	CARES	2020	EN	746001573	746001573	CDBG-CV		\$1,200.00
6479745	9	27	3421	4/6/2021	Completed	04/07/2021	4/6/2021	B20MW480505	CARES	2020	EN	746001573	746001573	CDBG-CV		\$1,200.00
6479745	10	27	3422	4/6/2021	Completed	04/07/2021	4/6/2021	B20MW480505	CARES	2020	EN	746001573	746001573	CDBG-CV		\$612.00
6479745	11	27	3423	4/6/2021	Completed	04/07/2021	4/6/2021	B20MW480505	CARES	2020	EN	746001573	746001573	CDBG-CV		\$590.00
6479745	12	27	3424	4/6/2021	Completed	04/07/2021	4/6/2021	B20MW480505	CARES	2020	EN	746001573	746001573	CDBG-CV		\$1,000.00
6479745	13	27	3435	4/6/2021	Completed	04/07/2021	4/6/2021	B20MW480505	CARES	2020	EN	746001573	746001573	CDBG-CV		\$825.00
6479745	14	27	3436	4/6/2021	Completed	04/07/2021	4/6/2021	B20MW480505	CARES	2020	EN	746001573	746001573	CDBG-CV		\$800.00
6479745	15	27	3439	4/6/2021	Completed	04/07/2021	4/6/2021	B20MW480505	CARES	2020	EN	746001573	746001573	CDBG-CV		\$650.00
6479745	16	27	3440	4/6/2021	Completed	04/07/2021	4/6/2021	B20MW480505	CARES	2020	EN	746001573	746001573	CDBG-CV		\$4,319.50
6479745	17	27	3441	4/6/2021	Completed	04/07/2021	4/6/2021	B20MW480505	CARES	2020	EN	746001573	746001573	CDBG-CV		\$5,250.00
6479745	18	27	3443	4/6/2021	Completed	04/07/2021	4/6/2021	B20MW480505	CARES	2020	EN	746001573	746001573	CDBG-CV		\$4,692.85
6479745	19	27	3444	4/6/												

6492460	2	27	3435	5/7/2021	Completed	05/08/2021	5/7/2021	B20MW480505	CARES	2020	EN	746001573	746001573	CDBG-CV		\$825.00
6492460	3	27	3436	5/7/2021	Completed	05/08/2021	5/7/2021	B20MW480505	CARES	2020	EN	746001573	746001573	CDBG-CV		\$800.00
6492460	4	27	3439	5/7/2021	Completed	05/08/2021	5/7/2021	B20MW480505	CARES	2020	EN	746001573	746001573	CDBG-CV		\$650.00
6492460	5	27	3443	5/7/2021	Completed	05/08/2021	5/7/2021	B20MW480505	CARES	2020	EN	746001573	746001573	CDBG-CV		\$1,220.60
6492460	6	27	3449	5/7/2021	Completed	05/08/2021	5/7/2021	B20MW480505	CARES	2020	EN	746001573	746001573	CDBG-CV		\$890.00
6492460	7	27	3465	5/7/2021	Completed	05/08/2021	5/7/2021	B20MW480505	CARES	2020	EN	746001573	746001573	CDBG-CV		\$973.57
6492460	8	27	3466	5/7/2021	Completed	05/08/2021	5/7/2021	B20MW480505	CARES	2020	EN	746001573	746001573	CDBG-CV		\$783.10
6492460	9	27	3467	5/7/2021	Completed	05/08/2021	5/7/2021	B20MW480505	CARES	2020	EN	746001573	746001573	CDBG-CV		\$106.88
6492460	10	27	3470	5/7/2021	Completed	05/08/2021	5/7/2021	B20MW480505	CARES	2020	EN	746001573	746001573	CDBG-CV		\$950.00
6492460	11	27	3471	5/7/2021	Completed	05/08/2021	5/7/2021	B20MW480505	CARES	2020	EN	746001573	746001573	CDBG-CV		\$964.00
6492460	12	27	3472	5/7/2021	Completed	05/08/2021	5/7/2021	B20MW480505	CARES	2020	EN	746001573	746001573	CDBG-CV		\$1,200.00
6492460	13	27	3473	5/7/2021	Completed	05/08/2021	5/7/2021	B20MW480505	CARES	2020	EN	746001573	746001573	CDBG-CV		\$1,250.00
6492460	14	27	3475	5/7/2021	Completed	05/08/2021	5/7/2021	B20MW480505	CARES	2020	EN	746001573	746001573	CDBG-CV		\$7,292.86
6492460	15	27	3476	5/7/2021	Revised	05/08/2021	5/7/2021	B20MW480505	CARES	2020	EN	746001573	746001573	CDBG-CV		\$1,014.33
6492460	16	27	3479	5/7/2021	Completed	05/08/2021	5/7/2021	B20MW480505	CARES	2020	EN	746001573	746001573	CDBG-CV		\$600.00
6492460	17	27	3480	5/7/2021	Completed	05/08/2021	5/7/2021	B20MW480505	CARES	2020	EN	746001573	746001573	CDBG-CV		\$920.00
6492460	18	27	3481	5/7/2021	Completed	05/08/2021	5/7/2021	B20MW480505	CARES	2020	EN	746001573	746001573	CDBG-CV		\$800.00
6492460	19	27	3482	5/7/2021	Completed	05/08/2021	5/7/2021	B20MW480505	CARES	2020	EN	746001573	746001573	CDBG-CV		\$613.55
6492460	20	27	3484	5/7/2021	Revised	05/08/2021	5/7/2021	B20MW480505	CARES	2020	EN	746001573	746001573	CDBG-CV		\$3,734.14
6492460	21	27	3485	5/7/2021	Completed	05/08/2021	5/7/2021	B20MW480505	CARES	2020	EN	746001573	746001573	CDBG-CV		\$712.14
6492460	22	27	3486	5/7/2021	Completed	05/08/2021	5/7/2021	B20MW480505	CARES	2020	EN	746001573	746001573	CDBG-CV		\$4,500.00
6492460	23	27	3484	8/2/2021	Completed	05/08/2021	5/7/2021	B20MW480505	CARES	2020	EN	746001573	746001573	CDBG-CV		\$2,227.30
6492460	24	27	3476	8/2/2021	Completed	05/08/2021	5/7/2021	B20MW480505	CARES	2020	EN	746001573	746001573	CDBG-CV		\$1,506.84
6492460	25	27	3476	8/2/2021	Completed	05/08/2021	5/7/2021	B20MW480505	CARES	2020	EN	746001573	746001573	CDBG-CV		\$858.36
6492460	26	27	3484	8/2/2021	Completed	05/08/2021	5/7/2021	B20MW480505	CARES	2020	EN	746001573	746001573	CDBG-CV		\$155.97
6497966	1	26	3388	5/21/2021	Completed	05/22/2021	5/21/2021	B20MW480505	CARES	2020	EN	746001573	746001573	CDBG-CV		\$11,151.87
6497966	2	28	3390	5/21/2021	Completed	05/22/2021	5/21/2021	B20MW480505	CARES	2020	EN	746001573	746001573	CDBG-CV		\$94,111.45
6500395	1	28	3463	5/27/2021	Completed	06/03/2021	6/2/2021	B20MW480505	CARES	2020	EN	746001573	746001573	CDBG-CV		\$5,258.18
6510475	1	26	3388	6/23/2021	Completed	06/25/2021	6/24/2021	B20MW480505	CARES	2020	EN	746001573	746001573	CDBG-CV		\$8,123.69
6510475	2	28	3390	6/23/2021	Completed	06/25/2021	6/24/2021	B20MW480505	CARES	2020	EN	746001573	746001573	CDBG-CV		\$39,094.64
6510475	3	27	3445	6/23/2021	Completed	06/25/2021	6/24/2021	B20MW480505	CARES	2020	EN	746001573	746001573	CDBG-CV		\$193.38
6510475	4	27	3450	6/23/2021	Completed	06/25/2021	6/24/2021	B20MW480505	CARES	2020	EN	746001573	746001573	CDBG-CV		\$950.00
6510475	5	27	3465	6/23/2021	Completed	06/25/2021	6/24/2021	B20MW480505	CARES	2020	EN	746001573	746001573	CDBG-CV		\$1,015.81
6510475	6	27	3467	6/23/2021	Completed	06/25/2021	6/24/2021	B20MW480505	CARES	2020	EN	746001573	746001573	CDBG-CV		\$875.00
6510475	7	27	3469	6/23/2021	Completed	06/25/2021	6/24/2021	B20MW480505	CARES	2020	EN	746001573	746001573	CDBG-CV		\$875.00
6510475	8	27	3470	6/23/2021	Completed	06/25/2021	6/24/2021	B20MW480505	CARES	2020	EN	746001573	746001573	CDBG-CV		\$950.00
6510475	9	27	3472	6/23/2021	Completed	06/25/2021	6/24/2021	B20MW480505	CARES	2020	EN	746001573	746001573	CDBG-CV		\$1,200.00
6510475	10	27	3473	6/23/2021	Completed	06/25/2021	6/24/2021	B20MW480505	CARES	2020	EN	746001573	746001573	CDBG-CV		\$1,250.00
6510475	11	27	3475	6/23/2021	Completed	06/25/2021	6/24/2021	B20MW480505	CARES	2020	EN	746001573	746001573	CDBG-CV		\$1,930.23
6510475	12	27	3476	6/23/2021	Completed	06/25/2021	6/24/2021	B20MW480505	CARES	2020	EN	746001573	746001573	CDBG-CV		\$474.00
6510475	13	27	3479	6/23/2021	Completed	06/25/2021	6/24/2021	B20MW480505	CARES	2020	EN	746001573	746001573	CDBG-CV		\$600.00
6510475	14	27	3480	6/23/2021	Completed	06/25/2021	6/24/2021	B20MW480505	CARES	2020	EN	746001573	746001573	CDBG-CV		\$920.00
6510475	15	27	3481	6/23/2021	Completed	06/25/2021	6/24/2021	B20MW480505	CARES	2020	EN	746001573	746001573	CDBG-CV		\$800.00
6510475	16	27	3482	6/23/2021	Completed	06/25/2021	6/24/2021	B20MW480505	CARES	2020	EN	746001573	746001573	CDBG-CV		\$679.36
6510475	17	27	3484	6/23/2021	Completed	06/25/2021	6/24/2021	B20MW480505	CARES	2020	EN	746001573	746001573	CDBG-CV		\$837.35
6510475	18	27	3493	6/23/2021	Completed	06/25/2021	6/24/2021	B20MW480505	CARES	2020	EN	746001573	746001573	CDBG-CV		\$3,692.49
6510475	19	27	3495	6/23/2021	Revised	06/25/2021	6/24/2021	B20MW480505	CARES	2020	EN	746001573	746001573	CDBG-CV		\$156.69
6510475	20	27	3496	6/23/2021	Completed	06/25/2021	6/24/2021	B20MW480505	CARES	2020	EN	746001573	746001573	CDBG-CV		\$6,624.56
6510475	21	27	3496	8/20/2021	Completed	06/25/2021	6/24/2021	B20MW480505	CARES	2020	EN	746001573	746001573	CDBG-CV		\$156.69
6510477	1	28	3463	6/23/2021	Completed	06/25/2021	6/24/2021	B20MW480505	CARES	2020	EN	746001573	746001573	CDBG-CV		\$9,005.09
6521182	1	26	3388	7/22/2021	Completed	07/23/2021	7/22/2021	B20MW480505	CARES	2020	EN	746001573	746001573	CDBG-CV		\$1,122.48
6521184	1	26	3388	7/22/2021	Completed	07/23/2021	7/22/2021	B20MW480505	CARES	2020	EN	746001573	746001573	CDBG-CV		\$8,929.22
6525117	1	26	3388	8/2/2021	Completed	08/04/2021	8/3/2021	B20MW480505	CARES	2020	EN	746001573	746001573	CDBG-CV		\$4,847.86
6525117	2	28	3390	8/2/2021	Completed	08/04/2021	8/3/2021	B20MW480505	CARES	2020	EN	746001573	746001573	CDBG-CV		\$36,341.45
6525117	3	27	3445	8/2/2021	Revised	08/04/2021	8/3/2021	B20MW480505	CARES	2020	EN	746001573	746001573	CDBG-CV		\$58.36
6525117	4	27	3450	8/2/2021	Completed	08/04/2021	8/3/2021	B20MW480505	CARES	2020	EN	746001573	746001573	CDBG-CV		\$950.00
6525117	5	27	3469	8/2/2021	Completed	08/04/2021	8/3/2021	B20MW480505	CARES	2020	EN	746001573	746001573	CDBG-CV		\$875.00
6525117	6	27	3472	8/2/2021	Completed	08/04/2021	8/3/2021	B20MW480505	CARES	2020	EN	746001573	746001573	CDBG-CV		\$1,200.00
6525117	7	27	3475	8/2/2021	Completed	08/04/2021	8/3/2021	B20MW480505	CARES	2020	EN	746001573	746001573	CDBG-CV		\$1,944.74
6525117	8	27	3476	8/2/2021	Completed	08/04/2021	8/3/2021	B20MW480505	CARES	2020	EN	746001573	746001573	CDBG-CV		\$474.00
6525117	9	27	3480	8/2/2021	Completed	08/04/2021	8/3/2021	B20MW480505	CARES	2020	EN	746001573	746001573	CDBG-CV		\$920.00
6525117	10	27	3482	8/2/2021	Completed	08/04/2021	8/3/2021	B20MW480505	CARES	2020	EN	746001573	746001573	CDBG-CV		\$755.29
6525117	11	27	3484	8/2/2021	Completed	08/04/2021	8/3/2021	B20MW480505	CARES	2020	EN	746001573	746001573	CDBG-CV		\$773.07
6525117	12	27	3493	8/2/2021	Completed	08/04/2021	8/3/2021	B20MW480505	CARES	2020	EN	746001573	746001573	CDBG-CV		\$1,230.83
6525117	13	27	3494	8/2/2021	Completed	08/04/2021	8/3/2021	B20MW480505	CARES	2020	EN	746001573	746001573	CDBG-CV		\$2,601.85
6525117	14	27	3495	8/2/2021	Completed	08/04/2021	8/3/2021	B20MW480505	CARES	2020	EN	746001573	746001573	CDBG-CV		\$4,503.37
6525117	15	27	3497	8/2/2021	Completed	08/04/2021	8/3/2021	B20MW480505	CARES	2020	EN	746001573	746001573	CDBG-CV		\$8,321.91
6525117	16	27	3502	8/2/2021	Completed	08/04/2021	8/3/2021	B20MW480505	CARES	2020	EN	746001573	746001573	CDBG-CV		\$8,392.35
6525117	17	27	3465	2/18/2022	Completed	08/04/2021	8/3/2021	B20MW480505	CARES	2020	EN	746001573	746001573	CDBG-CV		\$58.36
6532442	1	27	3480	8/20/2021	Completed	08/21/2021	8/20/2021	B20MW480505	CARES	2020	EN	746001573	746001573	CDBG-CV		\$920.00
6532442	2	27	3482	8/20/2021	Completed	08/21/2021	8/20/2021	B20MW480505	CARES	2020	EN	746001573	746001573	CDBG-CV		\$514.54
6532442	3	27	3484	8/20/2021	Completed	08/21/2021	8/2									

6561253	2	27	3511	11/2/2021	Completed	11/04/2021	11/3/2021	B20MW480505	CARES	2020	EN	746001573	746001573	CDBG-CV	Y		\$63.94
6561253	3	27	3524	11/2/2021	Completed	11/04/2021	11/3/2021	B20MW480505	CARES	2020	EN	746001573	746001573	CDBG-CV	Y		\$19,737.17
6561253	4	27	3525	11/2/2021	Completed	11/04/2021	11/3/2021	B20MW480505	CARES	2020	EN	746001573	746001573	CDBG-CV	Y		\$15,846.21
6561253	5	27	3526	11/2/2021	Completed	11/04/2021	11/3/2021	B20MW480505	CARES	2020	EN	746001573	746001573	CDBG-CV	Y		\$15,676.14
6561253	6	27	3527	11/2/2021	Completed	11/04/2021	11/3/2021	B20MW480505	CARES	2020	EN	746001573	746001573	CDBG-CV	Y		\$4,310.34
6567110	1	26	3388	11/18/2021	Completed	11/19/2021	11/18/2021	B20MW480505	CARES	2020	EN	746001573	746001573	CDBG-CV	Y		\$5,288.71
65671936	1	26	3389	12/3/2021	Completed	12/09/2021	12/8/2021	B20MW480505	CARES	2020	EN	746001573	746001573	CDBG-CV	Y		\$2,420.78
6571939	2	29	3532	12/3/2021	Completed	12/09/2021	12/8/2021	B20MW480505	CARES	2020	EN	746001573	746001573	CDBG-CV	Y		\$15,681.79
6571939	2	29	3533	12/3/2021	Completed	12/09/2021	12/8/2021	B20MW480505	CARES	2020	EN	746001573	746001573	CDBG-CV	Y		\$5,133.42
6571939	3	29	3534	12/3/2021	Completed	12/09/2021	12/8/2021	B20MW480505	CARES	2020	EN	746001573	746001573	CDBG-CV	Y		\$10,842.05
6571939	4	29	3535	12/3/2021	Completed	12/09/2021	12/8/2021	B20MW480505	CARES	2020	EN	746001573	746001573	CDBG-CV	Y		\$10,243.96
6571939	5	29	3536	12/3/2021	Completed	12/09/2021	12/8/2021	B20MW480505	CARES	2020	EN	746001573	746001573	CDBG-CV	Y		\$18,248.07
6571939	6	29	3537	12/3/2021	Completed	12/09/2021	12/8/2021	B20MW480505	CARES	2020	EN	746001573	746001573	CDBG-CV	Y		\$20,689.77
6571939	7	29	3538	12/3/2021	Completed	12/09/2021	12/8/2021	B20MW480505	CARES	2020	EN	746001573	746001573	CDBG-CV	Y		\$2,877.01
6571941	1	28	3463	12/3/2021	Completed	12/09/2021	12/8/2021	B20MW480505	CARES	2020	EN	746001573	746001573	CDBG-CV	Y		\$900.00
6578401	1	26	3388	12/21/2021	Completed	12/23/2021	12/22/2021	B20MW480505	CARES	2020	EN	746001573	746001573	CDBG-CV	Y		\$5,845.81
6578401	2	28	3390	12/21/2021	Completed	12/23/2021	12/22/2021	B20MW480505	CARES	2020	EN	746001573	746001573	CDBG-CV	Y		\$1,000.00
6578406	1	27	3505	12/21/2021	Completed	12/23/2021	12/22/2021	B20MW480505	CARES	2020	EN	746001573	746001573	CDBG-CV	Y		\$665.05
6578406	2	27	3506	12/21/2021	Completed	12/23/2021	12/22/2021	B20MW480505	CARES	2020	EN	746001573	746001573	CDBG-CV	Y		\$730.14
6578406	3	27	3507	12/21/2021	Completed	12/23/2021	12/22/2021	B20MW480505	CARES	2020	EN	746001573	746001573	CDBG-CV	Y		\$1,300.80
6578406	4	27	3509	12/21/2021	Completed	12/23/2021	12/22/2021	B20MW480505	CARES	2020	EN	746001573	746001573	CDBG-CV	Y		\$788.59
6578406	5	27	3510	12/21/2021	Completed	12/23/2021	12/22/2021	B20MW480505	CARES	2020	EN	746001573	746001573	CDBG-CV	Y		\$1,139.85
6578406	6	27	3511	12/21/2021	Completed	12/23/2021	12/22/2021	B20MW480505	CARES	2020	EN	746001573	746001573	CDBG-CV	Y		\$840.64
6578406	7	27	3512	12/21/2021	Completed	12/23/2021	12/22/2021	B20MW480505	CARES	2020	EN	746001573	746001573	CDBG-CV	Y		\$1,090.84
6578406	8	27	3513	12/21/2021	Completed	12/23/2021	12/22/2021	B20MW480505	CARES	2020	EN	746001573	746001573	CDBG-CV	Y		\$990.62
6578406	9	27	3514	12/21/2021	Completed	12/23/2021	12/22/2021	B20MW480505	CARES	2020	EN	746001573	746001573	CDBG-CV	Y		\$894.06
6578406	10	27	3515	12/21/2021	Completed	12/23/2021	12/22/2021	B20MW480505	CARES	2020	EN	746001573	746001573	CDBG-CV	Y		\$941.88
6578406	11	27	3524	12/21/2021	Completed	12/23/2021	12/22/2021	B20MW480505	CARES	2020	EN	746001573	746001573	CDBG-CV	Y		\$2,260.00
6578406	12	27	3525	12/21/2021	Completed	12/23/2021	12/22/2021	B20MW480505	CARES	2020	EN	746001573	746001573	CDBG-CV	Y		\$923.84
6578406	13	27	3526	12/21/2021	Completed	12/23/2021	12/22/2021	B20MW480505	CARES	2020	EN	746001573	746001573	CDBG-CV	Y		\$852.59
6578406	14	27	3527	12/21/2021	Completed	12/23/2021	12/22/2021	B20MW480505	CARES	2020	EN	746001573	746001573	CDBG-CV	Y		\$1,377.89
6578406	15	29	3532	12/21/2021	Completed	12/23/2021	12/22/2021	B20MW480505	CARES	2020	EN	746001573	746001573	CDBG-CV	Y		\$152.65
6578406	16	29	3533	12/21/2021	Completed	12/23/2021	12/22/2021	B20MW480505	CARES	2020	EN	746001573	746001573	CDBG-CV	Y		\$446.73
6578406	17	29	3534	12/21/2021	Completed	12/23/2021	12/22/2021	B20MW480505	CARES	2020	EN	746001573	746001573	CDBG-CV	Y		\$1,113.32
6578406	18	29	3538	12/21/2021	Completed	12/23/2021	12/22/2021	B20MW480505	CARES	2020	EN	746001573	746001573	CDBG-CV	Y		\$590.27
6578409	1	28	3463	12/21/2021	Completed	12/23/2021	12/22/2021	B20MW480505	CARES	2020	EN	746001573	746001573	CDBG-CV	Y		\$5,249.54
6580155	1	26	3388	12/28/2021	Completed	01/08/2022	1/7/2022	B20MW480505	CARES	2020	EN	746001573	746001573	CDBG-CV	Y		\$7,482.34
6580155	2	28	3390	12/28/2021	Completed	01/08/2022	1/7/2022	B20MW480505	CARES	2020	EN	746001573	746001573	CDBG-CV	Y		\$1,000.00
6580158	1	28	3463	12/28/2021	Completed	01/08/2022	1/7/2022	B20MW480505	CARES	2020	EN	746001573	746001573	CDBG-CV	Y		\$5,418.98
6584270	1	27	3505	1/12/2022	Completed	01/13/2022	1/12/2022	B20MW480505	CARES	2020	EN	746001573	746001573	CDBG-CV	Y		\$665.05
6584270	2	27	3506	1/12/2022	Completed	01/13/2022	1/12/2022	B20MW480505	CARES	2020	EN	746001573	746001573	CDBG-CV	Y		\$752.55
6584270	3	27	3507	1/12/2022	Completed	01/13/2022	1/12/2022	B20MW480505	CARES	2020	EN	746001573	746001573	CDBG-CV	Y		\$1,300.80
6584270	4	27	3509	1/12/2022	Completed	01/13/2022	1/12/2022	B20MW480505	CARES	2020	EN	746001573	746001573	CDBG-CV	Y		\$788.59
6584270	5	27	3510	1/12/2022	Completed	01/13/2022	1/12/2022	B20MW480505	CARES	2020	EN	746001573	746001573	CDBG-CV	Y		\$1,139.85
6584270	6	27	3511	1/12/2022	Completed	01/13/2022	1/12/2022	B20MW480505	CARES	2020	EN	746001573	746001573	CDBG-CV	Y		\$815.18
6584270	7	27	3512	1/12/2022	Completed	01/13/2022	1/12/2022	B20MW480505	CARES	2020	EN	746001573	746001573	CDBG-CV	Y		\$1,090.84
6584270	8	27	3513	1/12/2022	Completed	01/13/2022	1/12/2022	B20MW480505	CARES	2020	EN	746001573	746001573	CDBG-CV	Y		\$990.62
6584270	9	27	3514	1/12/2022	Completed	01/13/2022	1/12/2022	B20MW480505	CARES	2020	EN	746001573	746001573	CDBG-CV	Y		\$862.24
6584270	10	27	3515	1/12/2022	Completed	01/13/2022	1/12/2022	B20MW480505	CARES	2020	EN	746001573	746001573	CDBG-CV	Y		\$941.88
6584270	11	27	3525	1/12/2022	Completed	01/13/2022	1/12/2022	B20MW480505	CARES	2020	EN	746001573	746001573	CDBG-CV	Y		\$962.33
6584270	12	27	3526	1/12/2022	Completed	01/13/2022	1/12/2022	B20MW480505	CARES	2020	EN	746001573	746001573	CDBG-CV	Y		\$852.59
6584270	13	27	3527	1/12/2022	Completed	01/13/2022	1/12/2022	B20MW480505	CARES	2020	EN	746001573	746001573	CDBG-CV	Y		\$1,377.89
6584270	14	29	3532	1/12/2022	Completed	01/13/2022	1/12/2022	B20MW480505	CARES	2020	EN	746001573	746001573	CDBG-CV	Y		\$692.91
6584270	15	29	3533	1/12/2022	Completed	01/13/2022	1/12/2022	B20MW480505	CARES	2020	EN	746001573	746001573	CDBG-CV	Y		\$1,477.89
6584270	16	29	3534	1/12/2022	Completed	01/13/2022	1/12/2022	B20MW480505	CARES	2020	EN	746001573	746001573	CDBG-CV	Y		\$1,439.30
6584270	17	29	3535	1/12/2022	Completed	01/13/2022	1/12/2022	B20MW480505	CARES	2020	EN	746001573	746001573	CDBG-CV	Y		\$1,119.37
6584270	18	29	3536	1/12/2022	Completed	01/13/2022	1/12/2022	B20MW480505	CARES	2020	EN	746001573	746001573	CDBG-CV	Y		\$968.14
6584270	19	29	3537	1/12/2022	Completed	01/13/2022	1/12/2022	B20MW480505	CARES	2020	EN	746001573	746001573	CDBG-CV	Y		\$2,535.53
6584270	20	29	3538	1/12/2022	Completed	01/13/2022	1/12/2022	B20MW480505	CARES	2020	EN	746001573	746001573	CDBG-CV	Y		\$819.81
6584270	21	29	3539	1/12/2022	Completed	01/13/2022	1/12/2022	B20MW480505	CARES	2020	EN	746001573	746001573	CDBG-CV	Y		\$6,478.29
6584270	22	27	3540	1/12/2022	Completed	01/13/2022	1/12/2022	B20MW480505	CARES	2020	EN	746001573	746001573	CDBG-CV	Y		\$1,458.06
6593971	1	26	3388	2/7/2022	Completed	02/10/2022	2/9/2022	B20MW480505	CARES	2020	EN	746001573	746001573	CDBG-CV	Y		\$12,198.05
6593971	2	28	3390	2/7/2022	Completed	02/10/2022	2/9/2022	B20MW480505	CARES	2020	EN	746001573	746001573	CDBG-CV	Y		\$1,000.00
6593981	1	27	3505	2/7/2022	Completed	02/10/2022	2/9/2022	B20MW480505	CARES	2020	EN	746001573	746001573	CDBG-CV	Y		\$665.05
6593981	2	27	3506	2/7/2022	Completed	02/10/2022	2/9/2022	B20MW480505	CARES	2020	EN	746001573	746001573	CDBG-CV	Y		\$752.55
6593981	3	27	3507	2/7/2022	Completed	02/10/2022	2/9/2022	B20MW480505	CARES	2020	EN	746001573	746001573	CDBG-CV	Y		\$1,300.80
6593981	4	27	3509	2/7/2022	Completed	02/10/2022	2/9/2022	B20MW480505	CARES	2020	EN	746001573	746001573	CDBG-CV	Y		\$788.59
6593981	5	27	3510	2/7/2022	Completed	02/10/2022	2/9/2022	B20MW480505	CARES	2020	EN	746001573	746001573	CDBG-CV	Y		\$1,139.85
6593981	6	27	3511	2/7/2022	Completed	02/10/2022											

6601435	3	30	3561	2/24/2022	Completed	02/26/2022	2/25/2022	B20MW480505	CARES	2020	EN	746001573	746001573	CDBG-CV	\$6,543.26
6601435	4	30	3562	2/24/2022	Completed	02/26/2022	2/25/2022	B20MW480505	CARES	2020	EN	746001573	746001573	CDBG-CV	\$10,219.91
6601435	5	30	3563	2/24/2022	Completed	02/26/2022	2/25/2022	B20MW480505	CARES	2020	EN	746001573	746001573	CDBG-CV	\$11,650.89
6613155	1	28	3390	3/25/2022	Completed	03/29/2022	3/28/2022	B20MW480505	CARES	2020	EN	746001573	746001573	CDBG-CV	\$53,325.00
6614157	1	27	3527	3/29/2022	Completed	03/30/2022	3/29/2022	B20MW480505	CARES	2020	EN	746001573	746001573	CDBG-CV	\$1,377.89
6614157	2	29	3532	3/29/2022	Completed	03/30/2022	3/29/2022	B20MW480505	CARES	2020	EN	746001573	746001573	CDBG-CV	\$788.19
6614157	3	29	3533	3/29/2022	Completed	03/30/2022	3/29/2022	B20MW480505	CARES	2020	EN	746001573	746001573	CDBG-CV	\$1,406.78
6614157	4	29	3535	3/29/2022	Completed	03/30/2022	3/29/2022	B20MW480505	CARES	2020	EN	746001573	746001573	CDBG-CV	\$896.49
6614157	5	29	3536	3/29/2022	Completed	03/30/2022	3/29/2022	B20MW480505	CARES	2020	EN	746001573	746001573	CDBG-CV	\$968.14
6614157	6	29	3538	3/29/2022	Completed	03/30/2022	3/29/2022	B20MW480505	CARES	2020	EN	746001573	746001573	CDBG-CV	\$1,089.03
6614157	7	29	3539	3/29/2022	Completed	03/30/2022	3/29/2022	B20MW480505	CARES	2020	EN	746001573	746001573	CDBG-CV	\$925.47
6614157	8	27	3540	3/29/2022	Completed	03/30/2022	3/29/2022	B20MW480505	CARES	2020	EN	746001573	746001573	CDBG-CV	\$1,210.54
6614157	9	27	3554	3/29/2022	Completed	03/30/2022	3/29/2022	B20MW480505	CARES	2020	EN	746001573	746001573	CDBG-CV	\$998.27
6614157	10	27	3555	3/29/2022	Completed	03/30/2022	3/29/2022	B20MW480505	CARES	2020	EN	746001573	746001573	CDBG-CV	\$925.50
6614157	11	27	3556	3/29/2022	Completed	03/30/2022	3/29/2022	B20MW480505	CARES	2020	EN	746001573	746001573	CDBG-CV	\$739.88
6614157	12	27	3557	3/29/2022	Completed	03/30/2022	3/29/2022	B20MW480505	CARES	2020	EN	746001573	746001573	CDBG-CV	\$654.10
6614157	13	27	3558	3/29/2022	Completed	03/30/2022	3/29/2022	B20MW480505	CARES	2020	EN	746001573	746001573	CDBG-CV	\$3,046.42
6614159	1	28	3463	3/29/2022	Completed	03/30/2022	3/29/2022	B20MW480505	CARES	2020	EN	746001573	746001573	CDBG-CV	\$5,552.87
6614160	1	29	3535	3/29/2022	Completed	03/30/2022	3/29/2022	B20MW480505	CARES	2020	EN	746001573	746001573	CDBG-CV	\$67.79
6614160	2	27	3554	3/29/2022	Completed	03/30/2022	3/29/2022	B20MW480505	CARES	2020	EN	746001573	746001573	CDBG-CV	\$240.19
6614160	3	30	3559	3/29/2022	Completed	03/30/2022	3/29/2022	B20MW480505	CARES	2020	EN	746001573	746001573	CDBG-CV	\$855.78
6614160	4	30	3561	3/29/2022	Completed	03/30/2022	3/29/2022	B20MW480505	CARES	2020	EN	746001573	746001573	CDBG-CV	\$1,036.32
6614160	5	30	3562	3/29/2022	Completed	03/30/2022	3/29/2022	B20MW480505	CARES	2020	EN	746001573	746001573	CDBG-CV	\$537.89
6614160	6	30	3563	3/29/2022	Completed	03/30/2022	3/29/2022	B20MW480505	CARES	2020	EN	746001573	746001573	CDBG-CV	\$1,386.40
6614160	7	30	3567	3/29/2022	Completed	03/30/2022	3/29/2022	B20MW480505	CARES	2020	EN	746001573	746001573	CDBG-CV	\$10,778.32
6614160	8	30	3569	3/29/2022	Completed	03/30/2022	3/29/2022	B20MW480505	CARES	2020	EN	746001573	746001573	CDBG-CV	\$1,891.76
6614160	9	30	3570	3/29/2022	Completed	03/30/2022	3/29/2022	B20MW480505	CARES	2020	EN	746001573	746001573	CDBG-CV	\$2,770.37
6614160	10	30	3571	3/29/2022	Completed	03/30/2022	3/29/2022	B20MW480505	CARES	2020	EN	746001573	746001573	CDBG-CV	\$12,600.91
6614160	11	30	3572	3/29/2022	Completed	03/30/2022	3/29/2022	B20MW480505	CARES	2020	EN	746001573	746001573	CDBG-CV	\$25,847.79
6614160	12	30	3573	3/29/2022	Completed	03/30/2022	3/29/2022	B20MW480505	CARES	2020	EN	746001573	746001573	CDBG-CV	\$9,421.57
6614160	13	30	3574	3/29/2022	Completed	03/30/2022	3/29/2022	B20MW480505	CARES	2020	EN	746001573	746001573	CDBG-CV	\$20,496.66
6625866	1	26	3388	4/26/2022	Completed	04/28/2022	4/27/2022	B20MW480505	CARES	2020	EN	746001573	746001573	CDBG-CV	\$601.93
6625866	2	28	3390	4/26/2022	Completed	04/28/2022	4/27/2022	B20MW480505	CARES	2020	EN	746001573	746001573	CDBG-CV	\$55,000.00
6626337	1	27	3553	4/27/2022	Completed	04/28/2022	4/27/2022	B20MW480505	CARES	2020	EN	746001573	746001573	CDBG-CV	\$95.31
6626337	2	30	3560	4/27/2022	Completed	04/28/2022	4/27/2022	B20MW480505	CARES	2020	EN	746001573	746001573	CDBG-CV	\$2,016.70
6626337	3	30	3561	4/27/2022	Completed	04/28/2022	4/27/2022	B20MW480505	CARES	2020	EN	746001573	746001573	CDBG-CV	\$2,795.62
6626337	4	30	3562	4/27/2022	Completed	04/28/2022	4/27/2022	B20MW480505	CARES	2020	EN	746001573	746001573	CDBG-CV	\$527.45
6626337	5	30	3563	4/27/2022	Completed	04/28/2022	4/27/2022	B20MW480505	CARES	2020	EN	746001573	746001573	CDBG-CV	\$1,366.26
6626337	6	30	3567	4/27/2022	Completed	04/28/2022	4/27/2022	B20MW480505	CARES	2020	EN	746001573	746001573	CDBG-CV	\$1,417.92
6626337	7	30	3568	4/27/2022	Completed	04/28/2022	4/27/2022	B20MW480505	CARES	2020	EN	746001573	746001573	CDBG-CV	\$6,520.00
6626337	8	30	3570	4/27/2022	Completed	04/28/2022	4/27/2022	B20MW480505	CARES	2020	EN	746001573	746001573	CDBG-CV	\$1,569.98
6626337	9	30	3571	4/27/2022	Completed	04/28/2022	4/27/2022	B20MW480505	CARES	2020	EN	746001573	746001573	CDBG-CV	\$1,316.55
6626337	10	30	3572	4/27/2022	Completed	04/28/2022	4/27/2022	B20MW480505	CARES	2020	EN	746001573	746001573	CDBG-CV	\$1,462.68
6626337	11	30	3573	4/27/2022	Completed	04/28/2022	4/27/2022	B20MW480505	CARES	2020	EN	746001573	746001573	CDBG-CV	\$1,015.03
6626337	12	30	3574	4/27/2022	Completed	04/28/2022	4/27/2022	B20MW480505	CARES	2020	EN	746001573	746001573	CDBG-CV	\$1,114.11
6626918	1	27	3527	4/28/2022	Completed	04/29/2022	4/28/2022	B20MW480505	CARES	2020	EN	746001573	746001573	CDBG-CV	\$1,377.89
6626918	2	29	3532	4/28/2022	Completed	04/29/2022	4/28/2022	B20MW480505	CARES	2020	EN	746001573	746001573	CDBG-CV	\$797.94
6626918	3	29	3533	4/28/2022	Completed	04/29/2022	4/28/2022	B20MW480505	CARES	2020	EN	746001573	746001573	CDBG-CV	\$1,378.00
6626918	4	29	3534	4/28/2022	Completed	04/29/2022	4/28/2022	B20MW480505	CARES	2020	EN	746001573	746001573	CDBG-CV	\$1,529.81
6626918	5	29	3535	4/28/2022	Completed	04/29/2022	4/28/2022	B20MW480505	CARES	2020	EN	746001573	746001573	CDBG-CV	\$817.20
6626918	6	29	3536	4/28/2022	Completed	04/29/2022	4/28/2022	B20MW480505	CARES	2020	EN	746001573	746001573	CDBG-CV	\$993.27
6626918	7	29	3537	4/28/2022	Completed	04/29/2022	4/28/2022	B20MW480505	CARES	2020	EN	746001573	746001573	CDBG-CV	\$2,535.53
6626918	8	29	3538	4/28/2022	Completed	04/29/2022	4/28/2022	B20MW480505	CARES	2020	EN	746001573	746001573	CDBG-CV	\$986.91
6626918	9	29	3539	4/28/2022	Completed	04/29/2022	4/28/2022	B20MW480505	CARES	2020	EN	746001573	746001573	CDBG-CV	\$925.47
6626918	10	27	3540	4/28/2022	Completed	04/29/2022	4/28/2022	B20MW480505	CARES	2020	EN	746001573	746001573	CDBG-CV	\$1,156.16
6626918	11	27	3553	4/28/2022	Completed	04/29/2022	4/28/2022	B20MW480505	CARES	2020	EN	746001573	746001573	CDBG-CV	\$3,829.20
6626918	12	27	3554	4/28/2022	Revised	04/29/2022	4/28/2022	B20MW480505	CARES	2020	EN	746001573	746001573	CDBG-CV	\$2,827.89
6626918	13	27	3555	4/28/2022	Completed	04/29/2022	4/28/2022	B20MW480505	CARES	2020	EN	746001573	746001573	CDBG-CV	\$436.44
6626918	14	27	3556	4/28/2022	Completed	04/29/2022	4/28/2022	B20MW480505	CARES	2020	EN	746001573	746001573	CDBG-CV	\$739.88
6626918	15	27	3557	4/28/2022	Completed	04/29/2022	4/28/2022	B20MW480505	CARES	2020	EN	746001573	746001573	CDBG-CV	\$639.10
6626918	16	27	3558	4/28/2022	Completed	04/29/2022	4/28/2022	B20MW480505	CARES	2020	EN	746001573	746001573	CDBG-CV	\$1,523.72
6626918	17	27	3554	7/12/2022	Completed	04/29/2022	4/28/2022	B20MW480505	CARES	2020	EN	746001573	746001573	CDBG-CV	\$1,568.06
6626918	18	29	3534	7/12/2022	Completed	04/29/2022	4/28/2022	B20MW480505	CARES	2020	EN	746001573	746001573	CDBG-CV	\$1,259.83
6626923	1	28	3463	4/28/2022	Completed	04/29/2022	4/28/2022	B20MW480505	CARES	2020	EN	746001573	746001573	CDBG-CV	\$3,842.96
6636107	1	26	3388	5/23/2022	Completed	05/25/2022	5/23/2022	B20MW480505	CARES	2020	EN	746001573	746001573	CDBG-CV	\$1,397.64
6636107	2	28	3390	5/23/2022	Completed	05/25/2022	5/23/2022	B20MW480505	CARES	2020	EN	746001573	746001573	CDBG-CV	\$425.29
6636111	1	29	3539	5/23/2022	Completed	05/25/2022	5/23/2022	B20MW480505	CARES	2020	EN	746001573	746001573	CDBG-CV	\$826.79
6636111	2	27	3540	5/23/2022	Completed	05/25/2022	5/23/2022	B20MW480505	CARES	2020	EN	746001573	746001573	CDBG-CV	\$1,232.07
6636111	3	27	3553	5/23/2022	Completed	05/25/2022	5/23/2022	B20MW480505	CARES	2020	EN	746001573	746001573	CDBG-CV	\$1,423.61
6636111	4	27	3554	5/23/2022	Completed	05/25/2022	5/23/2022	B20MW480505	CARES	2020	EN	746001573	746001573	CDBG-CV	\$1,116.07
6636111	5	27	3557	5/23/2022	Completed	05/25/2022	5/23/2022	B20MW480505	CARES	2020	EN	746001573	746001573	CDBG-CV	\$639.10
6636111	6	27	3558	5/23/2022	Completed	05/25/2022	5/23/2022	B20MW480505	CARES	2020	EN	746001573	746001573	CDBG-CV	\$1,523.72

6660929	13	30	3589	7/22/2022	Completed	07/26/2022	7/25/2022	B20MW480505	CARES	2020	EN	746001573	746001573	CDBG-CV		\$15,543.74
6660929	14	30	3591	7/22/2022	Completed	07/26/2022	7/25/2022	B20MW480505	CARES	2020	EN	746001573	746001573	CDBG-CV		\$2,335.82
6662910	1	26	3388	7/28/2022	Completed	07/29/2022	7/28/2022	B20MW480505	CARES	2020	EN	746001573	746001573	CDBG-CV		\$185.57
6662910	2	28	3390	7/28/2022	Completed	07/29/2022	7/28/2022	B20MW480505	CARES	2020	EN	746001573	746001573	CDBG-CV		\$41,622.08
6662913	1	28	3463	7/28/2022	Completed	07/29/2022	7/28/2022	B20MW480505	CARES	2020	EN	746001573	746001573	CDBG-CV		\$6,104.08
6670802	1	26	3388	8/18/2022	Completed	08/20/2022	8/19/2022	B20MW480505	CARES	2020	EN	746001573	746001573	CDBG-CV		\$185.57
6670802	2	28	3390	8/18/2022	Completed	08/20/2022	8/19/2022	B20MW480505	CARES	2020	EN	746001573	746001573	CDBG-CV		\$8,137.69
6675082	1	30	3561	8/30/2022	Completed	08/31/2022	8/30/2022	B20MW480505	CARES	2020	EN	746001573	746001573	CDBG-CV		\$1,620.04
6675082	2	30	3567	8/30/2022	Completed	08/31/2022	8/30/2022	B20MW480505	CARES	2020	EN	746001573	746001573	CDBG-CV		\$1,251.05
6675082	3	30	3572	8/30/2022	Completed	08/31/2022	8/30/2022	B20MW480505	CARES	2020	EN	746001573	746001573	CDBG-CV		\$1,459.71
6675082	4	30	3574	8/30/2022	Completed	08/31/2022	8/30/2022	B20MW480505	CARES	2020	EN	746001573	746001573	CDBG-CV		\$1,334.39
6675082	5	30	3583	8/30/2022	Completed	08/31/2022	8/30/2022	B20MW480505	CARES	2020	EN	746001573	746001573	CDBG-CV		\$1,218.26
6675082	6	30	3587	8/30/2022	Completed	08/31/2022	8/30/2022	B20MW480505	CARES	2020	EN	746001573	746001573	CDBG-CV		\$760.04
6675082	7	30	3588	8/30/2022	Completed	08/31/2022	8/30/2022	B20MW480505	CARES	2020	EN	746001573	746001573	CDBG-CV		\$845.80
6675082	8	30	3589	8/30/2022	Completed	08/31/2022	8/30/2022	B20MW480505	CARES	2020	EN	746001573	746001573	CDBG-CV		\$631.27
6675082	9	30	3590	8/30/2022	Completed	08/31/2022	8/30/2022	B20MW480505	CARES	2020	EN	746001573	746001573	CDBG-CV		\$3,452.97
6675082	10	30	3591	8/30/2022	Completed	08/31/2022	8/30/2022	B20MW480505	CARES	2020	EN	746001573	746001573	CDBG-CV		\$772.41
6675540	1	28	3463	8/31/2022	Completed	09/01/2022	8/31/2022	B20MW480505	CARES	2020	EN	746001573	746001573	CDBG-CV		\$3,458.34
6681814	1	26	3388	9/19/2022	Completed	09/20/2022	9/19/2022	B20MW480505	CARES	2020	EN	746001573	746001573	CDBG-CV		\$185.57
6681814	2	28	3390	9/19/2022	Completed	09/20/2022	9/19/2022	B20MW480505	CARES	2020	EN	746001573	746001573	CDBG-CV		\$23,491.99
6683036	1	28	3463	9/21/2022	Completed	09/22/2022	9/21/2022	B20MW480505	CARES	2020	EN	746001573	746001573	CDBG-CV		\$3,724.67
6683038	1	30	3568	9/21/2022	Completed	09/22/2022	9/21/2022	B20MW480505	CARES	2020	EN	746001573	746001573	CDBG-CV		\$1,120.00
6683038	2	30	3574	9/21/2022	Completed	09/22/2022	9/21/2022	B20MW480505	CARES	2020	EN	746001573	746001573	CDBG-CV		\$157.11
6683038	3	30	3583	9/21/2022	Completed	09/22/2022	9/21/2022	B20MW480505	CARES	2020	EN	746001573	746001573	CDBG-CV		\$893.81
6683038	4	30	3587	9/21/2022	Completed	09/22/2022	9/21/2022	B20MW480505	CARES	2020	EN	746001573	746001573	CDBG-CV		\$1,169.64
6683038	5	30	3588	9/21/2022	Completed	09/22/2022	9/21/2022	B20MW480505	CARES	2020	EN	746001573	746001573	CDBG-CV		\$1,085.01
6683038	6	30	3589	9/21/2022	Completed	09/22/2022	9/21/2022	B20MW480505	CARES	2020	EN	746001573	746001573	CDBG-CV		\$586.62
6683038	7	30	3590	9/21/2022	Completed	09/22/2022	9/21/2022	B20MW480505	CARES	2020	EN	746001573	746001573	CDBG-CV		\$693.92
6683038	8	30	3597	9/21/2022	Completed	09/22/2022	9/21/2022	B20MW480505	CARES	2020	EN	746001573	746001573	CDBG-CV		\$1,359.15
6693693	1	30	3583	10/19/2022	Completed	10/21/2022	10/20/2022	B20MW480505	CARES	2020	EN	746001573	746001573	CDBG-CV	Y	\$937.18
6693693	2	30	3587	10/19/2022	Completed	10/21/2022	10/20/2022	B20MW480505	CARES	2020	EN	746001573	746001573	CDBG-CV	Y	\$760.04
6693693	3	30	3588	10/19/2022	Completed	10/21/2022	10/20/2022	B20MW480505	CARES	2020	EN	746001573	746001573	CDBG-CV	Y	\$997.45
6693693	4	30	3589	10/19/2022	Completed	10/21/2022	10/20/2022	B20MW480505	CARES	2020	EN	746001573	746001573	CDBG-CV	Y	\$486.33
6693693	5	30	3597	10/19/2022	Completed	10/21/2022	10/20/2022	B20MW480505	CARES	2020	EN	746001573	746001573	CDBG-CV	Y	\$666.25
6693694	1	30	3587	10/19/2022	Completed	10/21/2022	10/20/2022	B20MW480505	CARES	2020	EN	746001573	746001573	CDBG-CV		\$1,103.73
6693694	2	30	3588	10/19/2022	Completed	10/21/2022	10/20/2022	B20MW480505	CARES	2020	EN	746001573	746001573	CDBG-CV		\$1,265.09
6693694	3	30	3589	10/19/2022	Completed	10/21/2022	10/20/2022	B20MW480505	CARES	2020	EN	746001573	746001573	CDBG-CV		\$88.59
6693694	4	30	3597	10/19/2022	Completed	10/21/2022	10/20/2022	B20MW480505	CARES	2020	EN	746001573	746001573	CDBG-CV		\$666.25
6694269	1	30	3588	10/20/2022	Completed	10/21/2022	10/20/2022	B20MW480505	CARES	2020	EN	746001573	746001573	CDBG-CV		\$47.90
6704320	1	26	3388	11/18/2022	Completed	11/19/2022	11/18/2022	B20MW480505	CARES	2020	EN	746001573	746001573	CDBG-CV	Y	\$185.57
6704320	2	28	3390	11/18/2022	Completed	11/19/2022	11/18/2022	B20MW480505	CARES	2020	EN	746001573	746001573	CDBG-CV	Y	\$30,067.47
6704321	1	28	3463	11/18/2022	Completed	11/19/2022	11/18/2022	B20MW480505	CARES	2020	EN	746001573	746001573	CDBG-CV	Y	\$3,703.44
6710693	1	30	3591	12/8/2022	Completed	12/09/2022	12/8/2022	B20MW480505	CARES	2020	EN	746001573	746001573	CDBG-CV		\$2,317.23
6715089	1	26	3388	12/20/2022	Completed	12/22/2022	12/21/2022	B20MW480505	CARES	2020	EN	746001573	746001573	CDBG-CV		\$186.14
6715089	2	28	3390	12/20/2022	Completed	12/22/2022	12/21/2022	B20MW480505	CARES	2020	EN	746001573	746001573	CDBG-CV		\$7,558.23
6715091	1	28	3463	12/20/2022	Completed	12/22/2022	12/21/2022	B20MW480505	CARES	2020	EN	746001573	746001573	CDBG-CV		\$1,294.54
6719996	1	28	3463	1/9/2023	Completed	01/10/2023	1/9/2023	B20MW480505	CARES	2020	EN	746001573	746001573	CDBG-CV		\$185.57
6719996	2	28	3390	1/9/2023	Completed	01/10/2023	1/9/2023	B20MW480505	CARES	2020	EN	746001573	746001573	CDBG-CV		\$8,313.89
6719998	1	28	3463	1/9/2023	Completed	01/10/2023	1/9/2023	B20MW480505	CARES	2020	EN	746001573	746001573	CDBG-CV		\$5,852.97
6719999	1	30	3597	1/9/2023	Completed	01/10/2023	1/9/2023	B20MW480505	CARES	2020	EN	746001573	746001573	CDBG-CV		\$666.25
6732249	1	26	3388	2/10/2023	Completed	02/15/2023	2/14/2023	B20MW480505	CARES	2020	EN	746001573	746001573	CDBG-CV		\$39.85
6732249	2	28	3390	2/10/2023	Completed	02/15/2023	2/14/2023	B20MW480505	CARES	2020	EN	746001573	746001573	CDBG-CV		\$171,620.25
6732286	1	30	3597	2/10/2023	Completed	02/14/2023	2/13/2023	B20MW480505	CARES	2020	EN	746001573	746001573	CDBG-CV		\$666.25
6734748	1	28	3463	2/16/2023	Completed	02/18/2023	2/17/2023	B20MW480505	CARES	2020	EN	746001573	746001573	CDBG-CV		\$797.02
6734748	2	32	3604	2/16/2023	Completed	02/18/2023	2/17/2023	B20MW480505	CARES	2020	EN	746001573	746001573	CDBG-CV		\$336,107.47
6734748	3	33	3605	2/16/2023	Completed	02/18/2023	2/17/2023	B20MW480505	CARES	2020	EN	746001573	746001573	CDBG-CV		\$8,532.93
6735947	1	28	3390	2/21/2023	Completed	02/23/2023	2/22/2023	B20MW480505	CARES	2020	EN	746001573	746001573	CDBG-CV		\$181.02
6735948	1	28	3463	2/21/2023	Completed	02/23/2023	2/22/2023	B20MW480505	CARES	2020	EN	746001573	746001573	CDBG-CV		\$3,326.60
6735948	2	33	3605	2/21/2023	Completed	02/23/2023	2/22/2023	B20MW480505	CARES	2020	EN	746001573	746001573	CDBG-CV		\$3,397.34
6735950	1	30	3597	2/21/2023	Completed	02/23/2023	2/22/2023	B20MW480505	CARES	2020	EN	746001573	746001573	CDBG-CV		\$666.25
6750309	1	28	3463	3/29/2023	Completed	03/30/2023	3/29/2023	B20MW480505	CARES	2020	EN	746001573	746001573	CDBG-CV		\$2,778.35
6750309	2	33	3605	3/29/2023	Completed	03/30/2023	3/29/2023	B20MW480505	CARES	2020	EN	746001573	746001573	CDBG-CV		\$3,413.61
6750311	1	28	3390	3/29/2023	Completed	03/30/2023	3/29/2023	B20MW480505	CARES	2020	EN	746001573	746001573	CDBG-CV		\$22,217.48
6764432	1	28	3390	5/3/2023	Completed	05/04/2023	5/3/2023	B20MW480505	CARES	2020	EN	746001573	746001573	CDBG-CV		\$16,449.35
6764447	1	28	3463	5/3/2023	Completed	05/04/2023	5/3/2023	B20MW480505	CARES	2020	EN	746001573	746001573	CDBG-CV		\$2,928.33
6764447	2	32	3604	5/3/2023	Completed	05/04/2023	5/3/2023	B20MW480505	CARES	2020	EN	746001573	746001573	CDBG-CV		\$51,283.00
6764447	3	33	3605	5/3/2023	Completed	05/04/2023	5/3/2023	B20MW480505	CARES	2020	EN	746001573	746001573	CDBG-CV		\$3,434.97
6772692	1	28	3390	5/24/2023	Completed	05/27/2023	5/26/2023	B20MW480505	CARES	2020	EN	746001573	746001573	CDBG-CV		\$251.80
6772694	1	28	3463	5/24/2023	Completed	05/25/2023	5/24/2023	B20MW480505	CARES	2020	EN	746001573	746001573	CDBG-CV		\$7,881.29
6772694	2	33	3605	5/24/2023	Completed	05/25/2023	5/24/2023	B20MW480505	CARES	2020	EN	746001573	746001573	CDBG-CV		\$3,380.68
6781678	1	28	3390	6/20/2023												

[illegible]

CR-05 - Goals and Outcomes

Progress the jurisdiction has made in carrying out its strategic plan and its action plan. 91.520(a)

This could be an overview that includes major initiatives and highlights that were proposed and executed throughout the program year.

The 2024-2025 Consolidated Annual Performance Evaluation Report, referred throughout this document as the CAPER, has been prepared by the City of Laredo for the period of October 1, 2024 - September 30, 2025. The comment period for this document began on December 1, 2025 and ended on December 15, 2025. Housing and non-housing strategies were evaluated to measure the effectiveness and efficiency of the programs and outcomes achieved as proposed in the 2020-2024 Five Year Consolidated Plan and in the 2024-2025 One Year Action Plan. The City of Laredo continued addressing the basic needs of the community and improvement of the quality of life.

This year, in conjunction with other public agencies and non-profit organizations, the City continued to implement affordable housing and support service programs in order to assist individuals and families of low and moderate income, the homeless, and individuals with special needs; through the Housing Rehabilitation, Down Payment Assistance, and Tenant Based Rental Assistance Programs the City continued to improve and/or provide affordable housing for those in need; the City provided assistance to the homeless and those on the verge of becoming homeless through activities such as Homelessness prevention and rapid Re-housing, shelter operations, and the provision of essential services.

Through the Code Enforcement program, the citizens were able to receive education regarding City codes related to weeded lots, junked vehicles, and nuisances. This type of education is essential as it improves and maintains low income neighborhoods and areas clean and safe as well as promoting a healthy environment. The Department of Community Developments Property Code Enforcement Inspectors conducted numerous inspections related to codes violations and followed up with citizens in order to maintain a healthy environment throughout the City.

Through the use of 2024-2025 Public Service funds for Homeless Services were also provided to Bethany House for the operation and services provided at the expanded shelter.

The City continued with the Rental Rehabilitation construction project through the Section 108 Loan and other grant funds for the rehabilitation of the Southern Hotel Apartments Rehabilitation Project which will add 22 housing units. The city successfully drew \$2,639,000.00 of the section 108 loan and initiated repayment for the loan.

For the reporting year, the City of Laredo received \$3,032,219 from the Community Development Block Grant (CDBG), \$957,640.68 from the

HOME Investment Partnership Program (HOME), and \$283,741 from the Emergency Solutions Grant (ESG), all of which were provided by the U.S. Department of Housing & Urban Development (HUD). During the year, all activities that were financed with HUD funds were consistent with the City's 2020-2024 Five Year Consolidated Plan and the 2024-2025 One Year Action Plan.

Comparison of the proposed versus actual outcomes for each outcome measure submitted with the consolidated plan and explain, if applicable, why progress was not made toward meeting goals and objectives. 91.520(g)

Categories, priority levels, funding sources and amounts, outcomes/objectives, goal outcome indicators, units of measure, targets, actual outcomes/outputs, and percentage completed for each of the grantee's program year goals.

Goal	Category	Source / Amount	Indicator	Unit of Measure	Expected – Strategic Plan	Actual – Strategic Plan	Percent Complete	Expected – Program Year	Actual – Program Year	Percent Complete
Acquisition/Acquisition Relocation	Affordable Housing	CDBG: \$ / HOME: \$ / ESG: \$0	Rental units constructed	Household Housing Unit	0	0		1	0	0.00%
Acquisition/Acquisition Relocation	Affordable Housing	CDBG: \$ / HOME: \$ / ESG: \$0	Rental units rehabilitated	Household Housing Unit	0	0		24	0	0.00%

Acquisition/Acquisition Relocation	Affordable Housing	CDBG: \$ / HOME: \$ / ESG: \$0	Homeowner Housing Added	Household Housing Unit	3	7	233.33%	2	2	100.00%
Acquisition/Acquisition Relocation	Affordable Housing	CDBG: \$ / HOME: \$ / ESG: \$0	Other	Other	10	0	0.00%			
Clearance	Non-Housing Community Development	CDBG: \$	Buildings Demolished	Buildings	16	0	0.00%			
Code Enforcement	Non-Housing Community Development	CDBG: \$ / HOME: \$0 / ESG: \$0	Public service activities other than Low/Moderate Income Housing Benefit	Persons Assisted	510775	510775	100.00%	102155	102155	100.00%
Code Enforcement	Non-Housing Community Development	CDBG: \$ / HOME: \$0 / ESG: \$0	Other	Other	0	0				
Economic Development	Non-Housing Community Development	CDBG: \$	Businesses assisted	Businesses Assisted	17	0	0.00%			

Homebuyer Assistance	Affordable Housing	CDBG: \$0 / HOME: \$ / ESG: \$0	Homeowner Housing Added	Household Housing Unit	0	5		0	0	
Homebuyer Assistance	Affordable Housing	CDBG: \$0 / HOME: \$ / ESG: \$0	Direct Financial Assistance to Homebuyers	Households Assisted	60	24	40.00%	6	4	66.67%
Homeless Assistance	Homeless	CDBG: \$0 / HOME: \$0 / ESG: \$	Public service activities other than Low/Moderate Income Housing Benefit	Persons Assisted	0	0		0	590	
Homeless Assistance	Homeless	CDBG: \$0 / HOME: \$0 / ESG: \$	Tenant-based rental assistance / Rapid Rehousing	Households Assisted	75	77	102.67%	10	11	110.00%
Homeless Assistance	Homeless	CDBG: \$0 / HOME: \$0 / ESG: \$	Homeless Person Overnight Shelter	Persons Assisted	37590	34947	92.97%	7518	20201	268.70%

Homeless Assistance	Homeless	CDBG: \$0 / HOME: \$0 / ESG: \$	Overnight/Emergency Shelter/Transitional Housing Beds added	Beds	0	0		0	0	
Homeless Assistance	Homeless	CDBG: \$0 / HOME: \$0 / ESG: \$	Homelessness Prevention	Persons Assisted	60	179	298.33%	10	27	270.00%
Planning and Administration	Affordable Housing Homeless Non- Homeless Special Needs Non-Housing Community Development	CDBG: \$ / HOME: \$ / ESG: \$	Other	Other	0	0				
Public Facilities	Non-Housing Community Development	CDBG: \$	Public Facility or Infrastructure Activities other than Low/Moderate Income Housing Benefit	Persons Assisted	0	2		0	7	
Public Facilities	Non-Housing Community Development	CDBG: \$	Other	Other	21	20	95.24%			

Public Improvements	Non-Housing Community Development	CDBG: \$	Public Facility or Infrastructure Activities other than Low/Moderate Income Housing Benefit	Persons Assisted	0	0				
Public Improvements	Non-Housing Community Development	CDBG: \$	Other	Other	17	17	100.00%			
Public Service	Non-Housing Community Development	CDBG: \$ / HOME: \$0 / ESG: \$0	Public service activities other than Low/Moderate Income Housing Benefit	Persons Assisted	511275	408721	79.94%			
Public Service	Non-Housing Community Development	CDBG: \$ / HOME: \$0 / ESG: \$0	Homeless Person Overnight Shelter	Persons Assisted	0	142		300	590	196.67%
Public Service	Non-Housing Community Development	CDBG: \$ / HOME: \$0 / ESG: \$0	Overnight/Emergency Shelter/Transitional Housing Beds added	Beds	0	0				

Rehabilitation of Existing Housing	Affordable Housing Non-Homeless Special Needs	CDBG: \$ / HOME: \$ / ESG: \$0	Rental units rehabilitated	Household Housing Unit	13	44	338.46%			
Rehabilitation of Existing Housing	Affordable Housing Non-Homeless Special Needs	CDBG: \$ / HOME: \$ / ESG: \$0	Homeowner Housing Rehabilitated	Household Housing Unit	145	86	59.31%	23	22	95.65%
Rental Assistance	Affordable Housing Non-Homeless Special Needs	CDBG: \$0 / HOME: \$ / ESG: \$0	Tenant-based rental assistance / Rapid Rehousing	Households Assisted	505	528	104.55%	100	104	104.00%

Table 1 - Accomplishments – Program Year & Strategic Plan to Date

Assess how the jurisdiction’s use of funds, particularly CDBG, addresses the priorities and specific objectives identified in the plan, giving special attention to the highest priority activities identified.

During FY 2024-2025, the City of Laredo was able to undertake and successfully complete activities consistent with the priorities identified in the 5 Year Consolidated Plan and One Year Annual Plan.

Highest Priority:

- 1. REHABILITATION OF HOUSING:** During the report year, Homeowner Housing Rehabilitation Program had 85 applications were

processed, of which 46 qualified for participation in the program, 22 are in progress, and 21 rehabilitation projects were completed, close to our annual goal of 22 units. A total of 42 failed to qualify due to exceeding income limits, not meeting owner/occupant requirement, failure to complete application, and/or no longer interested.

During the reporting period, the City completed 21 housing rehabilitation projects, close to our annual goal of 22 units. The shortfall is primarily due to a few applicants choosing not to move forward with the construction process after initial approval. Despite these withdrawals, the City successfully met 95% of its goal and continues to promote the Housing Rehabilitation Program to ensure that eligible homeowners are informed and encouraged to participate in future funding cycles.

2. HOMEBUYER ASSISTANCE: During the reporting period, the City utilized \$120,000 in HOME funds through the Down Payment Assistance (DPA) Program to assist four (4) first-time homebuyers in purchasing a home. A total of seven (7) application were received during the fiscal year; one (1) under review, and two (2) were denied due to ineligibility.

3. RENTAL ASSISTANCE: Through the use of Tenant Based Rental Assistance, a total of 101 elderly individuals were assisted, exceeding the goal of 100 for the program year.

4. HOMELESSNESS ASSISTANCE: Through the utilization of 2023 and 2024 ESG program funds a total of 27 persons were served with homelessness prevention activities.

A total of 11 households were assisted with rapid rehousing through the utilization of 2023 and 2024 ESG program funds.

With regards to homelessness assistance, the City was fortunate to benefit from the combined efforts of numerous non-profit organizations that provided direct and supportive services to families and individuals in need.

Also, through the use of ESG funds the total number of bed-nights available was 32,850 and total number of bed-nights provided was 20,201 during the fiscal year. These numbers are not reflected in the table above due to that 2023 funding was used in 2024.

Other

1. **NEW CONSTRUCTION OF HOUSING:** Through the use of 2020 CHDO funds and in partnership with Habitat for Humanity, the City assisted the completion of construction of two (2) homes. Additionally, three (3) homes currently under construction during FY 2024-2025. All units are designated for low-to-moderate-income households. Furthermore, in partnership with NeighborWorks Laredo and utilizing 2022-2023 CHDO funds, the City has four (4) homes under construction during FY 2024-2025, which will also be made available to low-to-moderate-income households upon completion. No units were completed during this reporting period under this partnership. Moreover, the 2024 CHDO contracts have been awarded, to Habitat for Humanity for the construction of two (2) additional homes, continuing the City's commitment to expanding affordable housing opportunities for low-to-moderate-income families.
2. **CODE ENFORCEMENT:** This program's efforts benefited a total of 102,155 persons living in low- and moderate-income areas in the City of Laredo. During the reported period, 3,320 verbal warnings were given to tenants/property owners, 4 citations were issued, 25 properties were forced cleaned, 126 junked vehicles were tagged. 1,286 high vegetation violations and 1,782 nuisance violations were identified. The use of electronic tablets for all Property Code Enforcement Inspectors has facilitated access to information when Inspectors are on the field and it has assisted in tracking each case including orders, citations, court appointments, etc. to ensure compliance.
3. **PUBLIC SERVICE:** Homeless Services Bethany House Expansion Project - Bethany House continued its daily operations, using funds to pay for labor, supplies, and material as well to operate and/or maintain the portion of the new facility of a homeless shelter in which the public service. As a result, 590 individuals experiencing homelessness received daily direct services support through the center during the year.

Completed Projects

During FY 2024-2025, the City completed twelve (12) Public Improvements and Public Facilities projects from prior fiscal years including:

CDBG District 3 Beautification: (FY 2022) A total of \$337,604.00 was utilized for the continuation of public infrastructure improvements. Construction activities included street and drainage improvements, water and wastewater utility upgrades, and sidewalk and landscaping enhancements. Work also included the installation of curbs and gutters, driveway paving, asphalt base and surface placement, and traffic signal and irrigation improvements. These enhancements improved neighborhood connectivity, safety, and overall aesthetics within a low- and moderate-income area of District 3, contributing to the City's ongoing efforts to revitalize public infrastructure and enhance the quality of life for area residents.

District 1 Sidewalk La Pita Mangana: (FY 2020) \$101,087.50 This project entailed the design, testing, and construction of public infrastructure

improvements within low- and moderate-income areas of District 1. The scope of work included the development of sidewalks, street enhancements, and other amenities deemed necessary to improve accessibility, safety, and overall neighborhood conditions.

El Eden Fiber Optic I-NET: (FY 2021) \$332,601.00 The project entailed the engineering, design, and construction of improvements to extend the City's fiber optic network (I-Net) to the El Eden Recreation Center. This expansion enhances network connectivity, communication capabilities, and operational efficiency within City facilities. Additional related improvements and amenities were completed as deemed necessary to support the project's infrastructure and technological needs.

District 3 Sidewalks (Marcella St): (FY 2022) \$134,897.50 The project entailed the design, testing, and construction of public improvements within low- and moderate-income areas of District 3. Completed work included approximately 5,000 square feet of concrete sidewalks, three ADA-accessible ramps, 1,150 square feet of driveway area, as well as the relocation of mailboxes and traffic signs, and the removal of existing concrete and trees, along with other amenities as deemed necessary to enhance neighborhood infrastructure and accessibility.

El Eden Restrooms: (FY 2022) A total of \$97,020.00 was utilized for the design, testing, and construction of park improvements. The project included the installation of new public restrooms and related amenities as deemed necessary to enhance accessibility, functionality, and public comfort. These improvements contribute to the City's ongoing efforts to provide safe, inclusive, and well-maintained recreational spaces for the surrounding community at a public facility located within a low- and moderate-income area of District 1.

Los Martinez Walking Trail: (FY 2022) A total of \$138,622.70 was utilized for the design and construction of public recreational improvements, including the development of a walking trail and related amenities. The project consisted of approximately 11,820 square feet of concrete sidewalk, one ADA-accessible ramp, traffic sign relocation, and other infrastructure enhancements as deemed necessary to improve accessibility and public use within the recreation area.

District 7 Park Facility: (FY 2020) A total of \$18,525.00 This project entails the design, testing, and/or construction of public improvements to be located in low- and moderate-income areas of District 7.

Completed Projects II

Maria E. Benavides Restrooms: (FY 2021) A total of \$45,838.00 was utilized for the design, testing, and construction of park improvements at the Maria E. Benavides Recreation Center, a public facility located within a low- and moderate-income area of District 2. The project included the installation of new restrooms, sidewalk ADA restorations, mini-split air conditioning units, interior wall painting, and other amenities as deemed

necessary. These improvements enhanced accessibility, comfort, and functionality of the recreation facility, supporting its continued use as a safe and inclusive community space.

Vietnam Veterans Walking Trail Amenities: (FY 2019) A total of \$3,233.80 The project will include park and recreation amenities such as three benches, two 32-gallon trash receptacles with steel dome lids and plastic liners, and two in-ground mounted coat receptacles.

Arturo Benavides Splash Pad Amenities: (FY 2022) A total of \$16,189.58 was utilized for the installation of park amenities, located within a low- and moderate-income area. The project included the installation of 7 benches, 2 ADA-accessible picnic tables, 6 standard picnic tables, three BBQ grills, 3 trash receptacles (with lids, liners, and in-ground mounting kits), and 4 steel arched pergolas with beige shade canopies. These improvements enhanced accessibility, comfort, and recreational enjoyment for residents, contributing to the creation of a safe and inviting public space for community gatherings and outdoor activities.

Los Martinez Amenities: (FY 2021) A total of \$46,990.00 was utilized for the design and construction of park amenities to enhance recreational opportunities. Improvements included the installation of benches, soccer goals, volleyball nets, a bay arch swing, and a seesaw. These enhancements contributed to the creation of a safe and accessible recreation area, improving infrastructure for public use and promoting community engagement and outdoor activity.

Three Points Village Subdivision Project: (FY 2023) A total cost \$241,544.71 was utilized in partnership with a nonprofit organization to support the design, testing, and construction of public improvements within a low- and moderate-income area. The project included street, water, and sewer infrastructure improvements aimed at enhancing accessibility, safety, and overall living conditions for residents of the Three Points Village Subdivision. These improvements contributed to the City's ongoing efforts to expand essential public infrastructure, promote neighborhood development, and improve the quality of life for low-income households.

Other Projects

-Rehabilitation of Existing Housing: During the reporting period, the City of Laredo completed one (1) housing reconstruction project utilizing HOME funds at a total cost of \$123,115. The activity involved the demolition of an existing fire-damaged structure and the replacement with a new manufactured housing unit. Construction was completed 100%, providing a safe, decent, and energy-efficient home for a qualifying low-income household. This project reflects the City's continued commitment to using HOME funds to preserve and expand affordable housing

opportunities within the community.

-Acquisition/Acquisition Relocation: The City utilized \$528,714.50 in HOME-ARP funds and \$974,210 in HOME funds for the Lafayette Tiny Homes Project, which involves the construction of nine (9) housing units and one (1) community center. The project is currently underway and is anticipated to be completed by November 2025.

-Acquisition/Acquisition Relocation: Through the use of 2020 CHDO funds and in partnership with Habitat for Humanity, the City assisted the completion of construction of two (2) homes. Additionally, three (3) homes currently under construction during FY 2024-2025. All units are designated for low-to-moderate-income households. Furthermore, in partnership with NeighborWorks Laredo and utilizing 2022-2023 CHDO funds, the City has four (4) homes under construction during FY 2024-2025, which will also be made available to low-to-moderate-income households upon completion. No units were completed during this reporting period under this partnership. Moreover, the 2024 CHDO contracts have been awarded, to Habitat for Humanity for the construction of two (2) additional homes, continuing the City's commitment to expanding affordable housing opportunities for low-to-moderate-income families.

-Rental Rehabilitation: Southern Hotel Apartments Rehabilitation Project - The Southern project entails the design of the rehabilitation/conversion of an existing City owned vacant historical building for the purpose of providing an additional 22 rental housing units to be available for low moderate income households. The project is currently in its final construction stage and is estimated to be completed by early 2026.

-Direct Financial Assistance to Homebuyers: During FY 2024-2025, the City provided Down Payment Assistance to 4 families from the goal of 6.

-Public Facilities: The City completed seven (7) public facility projects and initiated one (1) project, that enhanced accessibility, comfort, and recreational opportunities across multiple low- and moderate-income neighborhoods. These improvements included restroom construction, park amenities, walking trails, and splash pad enhancements designed to promote community engagement and improve the quality of life for residents. Completed projects include: El Eden Restrooms, Maria E. Benavides Restrooms, Los Martinez Walking Trail, Los Martinez Amenities, District 7 Park Facility, Vietnam Veterans Walking Trail Amenities, and Arturo Benavides Splash Pad Amenities. The upcoming project is estimated to be completed during the FY 2025-2026 Los Martinez Light Poles.

Other Projects II

-Public Improvements: The City also completed five (5) public improvement projects and initiated one (1) project, that focused on major

infrastructure upgrades, connectivity, and neighborhood revitalization. These projects addressed critical needs such as new sidewalks, drainage, utility upgrades, fiber-optic connectivity, and subdivision infrastructure improvements benefiting low- and moderate-income areas. Completed projects include: District 1 Sidewalk La Pita Mangana, District 3 Sidewalks (Marcella St.), CDBG District 3 Beautification, El Eden Fiber Optic I-NET, and Three Points Village Subdivision Project. Upcoming project that is estimated to be completed during the FY 2025-2026 - CDBG Poggenphol Sidewalks.

CDBG Poggenphol Sidewalks (FY 2022): A total of \$115,287.65 in Community Development Block Grant (CDBG) funds was allocated for the design, testing, and construction of sidewalk improvements within a low- and moderate-income area of District 8. The project entails the installation of new sidewalks and related accessibility features to enhance pedestrian safety and mobility for public use. Construction activities are ongoing, with work focused on improving connectivity and ensuring compliance with accessibility standards. Once completed, the project will provide safe and accessible pedestrian pathways, supporting the City's commitment to equitable infrastructure investment and improved neighborhood accessibility.

CARES Act Funding

City of Laredo received a total allocation of \$8,113,408 from the CARES Act fund as follows in order to prevent, prepare for and respond to the COVID-19 pandemic:

-Community Development Block Grant Coronavirus -(CDBG-CV1) 1st allocation: \$2,264,939

-Community Development Block Grant Coronavirus (CDBG-CV3) 2nd allocation: \$2,165,528

-Emergency Solutions Grant Coronavirus (ESG-CV1) 1st allocation: \$1,130,386

-Emergency Solutions Grant Coronavirus (ESG-CV2) 2nd allocation: \$2,552,555

Through the use of CDBG-CV1 and CV3 funds, the City funded the following three programs as well as the Administration of these: Mortgage/Rental Assistance Program, Quarantine Motel Voucher Program, Public Health Program, and Public Facility: Rehabilitation of a Homeless Shelter and Public Service: Homeless Service Assistance.

As of October 1, 2025, the city has expended a total of \$561,315.32 on the administration of the CARES Act funding programs. The

Mortgage/Rental Assistance Program has received 354 applications, of which 108 have been approved 41 for rental assistance and 67 for mortgage assistance. Additionally, 246 applications were denied due to program ineligibility. A total of \$1,051,821.28 has been allocated to the Mortgage/Rental Assistance Program, with no applications currently under review, as program funding is fully committed.

Regarding the Quarantine Motel Voucher Program, a total of \$8,136.19 was spent to assist 21 individuals that benefited from the program and quarantined in a local motel to prevent the spread of COVID-19 to other household members. This program additionally provided daily delivered meals for quarantined individuals in order to prevent exposure to the public. Appliances such as microwaves and mini fridges were purchased in order to heat and preserve these meals. This program is no longer ongoing as demand for this assistance decreased.

A Public Health Program was also established using CARES Act funding, with expenditures totaling \$1,249,636.63.

The City has contracted with Bethany House of Laredo, a local nonprofit organization focused on homelessness, committing a total of \$1,250,000 for the rehabilitation of a homeless shelter, along with an additional \$300,714 for homeless service assistance. This project involves the acquisition and rehabilitation of a new property by the nonprofit to expand homeless services and increase bed availability.

According to the attached CDBG-CV - CV3 PR-26 report, dated October 1, 2025, a total of \$4,430,046.35 from CDBG-CV1 and CV3 CARES Act funds has been allocated for activities aimed at preventing, preparing for, and responding to the COVID-19 pandemic. Please note that these amounts reflect only the funds drawn in HUD's Integrated Disbursement and Information System (IDIS) as of October 1, 2025, and may not include any additional draws submitted after that date.

Lastly, the City has spent a total of \$3,682,941 in ESG-CV funds, \$1,130,386 under the ESG-CV1 grant and \$2,552,555 of ESG-CV2 funds for the administration of these grants. Funds are awarded to local nonprofits for the purpose of shelter operations, essential services, street outreach, housing programs and HMIS to benefit the Homeless Community. With these funds, Bethany House was able to expand their facility and successfully open phase one. The resource center brings together various agencies qualified to assist homeless individuals and families with support services and housing. Ultimately, this homeless shelter plans to move forward with phase 2, which will increase its capacity from 28 beds to 56 beds for homeless men.

CR-10 - Racial and Ethnic composition of families assisted

Describe the families assisted (including the racial and ethnic status of families assisted).

91.520(a)

	CDBG	HOME
White	590	109
Black or African American	0	0
Asian	0	0
American Indian or American Native	0	0
Native Hawaiian or Other Pacific Islander	0	0
Total	590	109
Hispanic	560	106
Not Hispanic	30	3

Describe the clients assisted (including the racial and/or ethnicity of clients assisted with ESG)

	HESG
American Indian, Alaska Native, or Indigenous	1
Asian or Asian American	1
Black, African American, or African	20
Hispanic/Latina/e/o	148
Middle Eastern or North African	0
Native Hawaiian or Pacific Islander	0
White	80
Multiracial	794
Client doesn't know	6
Client prefers not to answer	0
Data not collected	0
Total	1,050

Table 2 – Table of assistance to racial and ethnic populations by source of funds

Narrative

This information, is used as a base for compliance with non-discrimination requirements, it is important to mention that the City of Laredo provides equal and fair housing opportunities to all applicants regardless of race and ethnicity. Due that the City's population is 95.2% Hispanic or Latino (of any race), the number of families assisted in the table above are mainly of this race, nonetheless, the City does not

discriminate other races/ethnicities.

In the PR23 CDBG report dated 11/13/2025, page 1 shows a total of 30 Single Unit Residential projects. This includes 8 projects currently in progress and 22 projects listed as completed during the reporting year. However, the actual number of projects completed during the reporting year was 21, with 1 of the completed projects having been reported in last years CAPER. On the PR23 HOME report dated 11/13/2025, shows a total of 113 as units completed but a program review of our records identified a discrepancy in the TBRA reporting totals. While IDIS reports reflect 105 tenants assisted, the Citys records confirm that 101 unduplicated households actually received assistance during the reporting year. The difference of four (4) tenants resulted from duplicate entries generated to rent amount modifications and changes in income levels from tenants.

CR-15 - Resources and Investments 91.520(a)

Identify the resources made available

Source of Funds	Source	Resources Made Available	Amount Expended During Program Year
CDBG	public - federal	3,112,219	3,552,447
HOME	public - federal	1,082,641	1,406,647
ESG	public - federal	283,741	330,173

Table 3 - Resources Made Available

Narrative

During the report year, CDBG, HOME, and ESG funds were expensed; these expenses were for the benefit of low and moderate income areas and residents of the city of Laredo. Several IDIS reports including the PR 26, PR 05, and PR 91 were used to calculate the expensed funds for each program.

A total of \$3,552,446.73 in CDBG funds were disbursed for the activities listed below:

- Community Development Administration - \$560,169.17
- Public Facilities - \$254,901.68 which included seven (7) projects adding amenities to four (4) city parks.
- Public Improvements - \$241,302.38 which included three (3) sidewalk projects, one (1) public improvement and one (1) street, water and sewer improvements.
- Public Service - \$440,000.00 spent on Homeless Services.
- Housing Activities - \$888,023.67 spent on one (1) project which will provide additional affordable rental housing units for our community.
- Housing Rehabilitation - \$603,974.86 for which \$285,948.00 was for housing rehabilitation projects and \$318,026.86 for the administration of the housing rehabilitation programs.
- Code Enforcement - \$372,213.78
- Section 108 Loan Repayments \$191,861.19

HOME funds totaling to \$1,406,646.88 were expensed as follows:

- Administration - \$105,586.84
- Down Payment Assistance - \$120,000.00
- TBRA - \$448,251.76
- CHDO - \$258,269.64
- Lafayette Tiny Homes Project - \$474,538.64

ESG funds totaling to \$330,172.96 were expensed as detailed below. Under the administration section, the funds expensed under 2024 grant (\$17,467.91). Also, the HMIS expenses are from the 2023 grant (\$8,000.41) and the 2024 grant (\$8,450.00). These amounts are within the 7.5 cap requirement.

- Administration - \$17,467.91
- Homeless Prevention - \$46,093.50
- Emergency Shelter - \$145,943.33
- Rapid Re-housing - \$47,986.44
- HMIS – \$16,450.41
- Street Outreach - \$56,231.37

Regarding the program income receipted and drawn during FY 2024-2025:

CDBG: A total of \$6,168.00 of program income and \$56,624.17 of revolving loan funds (used exclusively for the Housing Rehabilitation) were receipted for a total of \$62,792.17. Funds drawn in the amount of \$50,734.35 were used as follows:

- \$6,168.00– Administration of Housing Rehab Revolving Loan Program (2024)
- \$28,164.25 – Livability Grant – Housing Rehabilitation (2023)
- \$1,266.35 – Administration of Housing Rehab Revolving Loan Program (2022)
- \$15,135.75– Livability Grant – Housing Rehabilitation (2022)

HOME: A total of \$206,895.88 of program income was receipted during this fiscal year. Funds drawn in the amount of \$120,575.03 were used as follows:

- \$120,575.03 – Tenant Based Rental Assistance 2024

Identify the geographic distribution and location of investments

Target Area	Planned Percentage of Allocation	Actual Percentage of Allocation	Narrative Description

Table 4 – Identify the geographic distribution and location of investments

Narrative

The City continues to identify and develop City owned properties with the potential to increase our communities affordable housing inventory by rehabilitation and/or construction projects. The following projects are currently under construction:

- CDBG Program - Southern Hotel Apartments Rehabilitation Project on City owned vacant building
- HOME-ARP/HOME – Lafayette St. Qualifying Populations/low income Units on City owned vacant land

This project involves the construction of nine (9) affordable rental housing units and one (1) community center on City-owned vacant land. The development is designed to serve low-income households and

qualifying populations, addressing critical housing needs within the community. Project contracts were executed on August 21, 2024 and a pre-construction meeting was held on September 25, 2024. The project is currently underway and is anticipated to be completed by December 2025

The basis for allocating resources geographically within the jurisdiction included factors such as substandard housing and community needs. The 2020 Census has shown certain areas of the City to have high concentrations of low-income residents. Census Tracts and block groups with populations of 51% or more of low and moderate income persons but less than 70% include: 1.01 1, & 2, 1.05 1 & 2, 1.06 1, 2 & 3, 1.08 2, 1.09 1, 2 2 & 4, 6.02 2, 7 2, 8 1 & 2, 9.01 1 & 2, 9.03 2, 9.04 3, 11.01 1, 11.03 1 & 2, 11.04 1 & 2, 11.05 1, & 2, 12.01 2 & 3, 13 2 & 3, 14.01 1 & 3, 14.02 1 & 3, 15.01 1, 15.02 2, 16.01 1, 17.06 1, 2, & 4, 17.09 3, 17.10 1, 17.11 2, 17.17 1 & 2, 17.18 2, 17.19 2, 18.06 1, 18.09 2 & 3, 18.11 3, 18.19 2, 18.21 1 & 2, 18.22 1 & 2, 18.23 2, 18.24 1, 18.26 2.

The following census tracts and block groups represent areas in which 70% or more of the residents are of low and moderate incomes: 1.01 3 & 4, 1.07 1 & 2, 3 2, 2 1 & 3, 6.01 2 & 3, 6.02 1, 7 1, 8 3, 9.03 1, 9.04 1 & 2, 10.01 1 & 2, 10.04 1, 12.01 1, 12.02 1 & 2, 13 1, 14.02 2, 15.01 2, 15.02 1, 17.06 3, 18.06 2 & 3, 18.09 1, 18.19 3, 18.20 2, 18.25 1, 19 1, 2 & 3, 9800 1.

In terms of race, Laredo's population is 37.6% White, 0.5% Black or African American, 0.3% American Indian and Alaska Native, 0.5% Asian, and 53.4% two or more races. Of the total population, 95.2% are of Hispanic ethnicity, while only 3.4% are white alone, not Hispanic or Latino. Because Laredo's ethnic population is 95.2% Hispanic, every area of the City is considered an area of minority concentration. (Source: US Census Bureau, 2022 Population estimates). A map provided in the Appendix of the plan shows the low and moderate income areas, and City Council Districts. Some projects took place in only low and moderate income areas, and other took place city wide for the benefit of low and moderate income limited clientele.

Leveraging

Explain how federal funds leveraged additional resources (private, state and local funds), including a description of how matching requirements were satisfied, as well as how any publicly owned land or property located within the jurisdiction that were used to address the needs identified in the plan.

The City's Code Enforcement Division partially funded 6 Code Enforcement officers, and partially funded 1 senior office assistance and 1 supervisor. The total CDBG funds used for this activities was \$372,213.78. The City leveraged \$280,706.30 from general fund which funded an additional 4 Code Enforcement officers.

El Eden Fiber Optic – I-NET: (FY 2021) The project was funded through the Community Development Block Grant (CDBG) in the amount of \$332,601.00 and leveraged an additional \$17,309.00 from the Public-Access PEG Funds (IST Division). The total project cost was \$349,910.00. The leveraged funds were utilized to support network equipment and installation, extending the City's fiber optic (I-Net) connectivity to the El Eden Recreation Center. This collaboration enhanced communication infrastructure, improved service efficiency, and expanded public access to reliable broadband within a key community facility.

Maria E. Benavides Restrooms: (FY 2021) The project was funded with \$45,838.00 in Community Development Block Grant (CDBG) funds and leveraged an additional \$55,962.00 through District Priority Funds, for a total project cost of \$101,800.00. The leveraged funds were utilized to supplement CDBG resources for construction costs, ADA accessibility upgrades, and facility improvements. This collaboration maximized project impact, allowing for the completion of comprehensive restroom renovations, sidewalk restorations, and interior enhancements that benefit residents in the surrounding low- and moderate-income area.

El Eden Restrooms: (FY 2022) The project was funded through CDBG in the amount of \$97,020.00 and leveraged an additional \$35,709.00 from District Priority Funds, for a total project cost of \$132,729.00. The leveraged funds were utilized to supplement CDBG resources for construction activities, as well as to cover Required Accessibility Standards (RAS) ADA inspections and geotechnical laboratory testing. This collaboration enhanced project quality, ensured compliance with accessibility requirements, and supported the completion of high-quality public facilities that improve community accessibility and recreational use.

ESG

The sub-recipients provided the necessary in-kind match which was financed with other than federal funds. Casa de Misericordias in-kind match totaled \$72,442.00 for the operation of their battered woman's shelter. During the report year, they utilized 1,129.95 volunteer hours (\$72,442.00).

During the program year, Bethany House spent a total of \$272,690.19 in Essential Services, Operations, Street Outreach, Homelessness Prevention, Rapid Re-Housing, and HMIS. The agency's match amount totaled \$284,108.50 in costs associated with meal preparation for homeless and at-risk clients for a total of 87,418 meals.

SCAN contributed \$21,200.00 in matching funds by using their resources for mental health, and substance use disorder screenings. The outreach worker offers street-based services for homeless individuals and families.

HOME

The City's HOME Program has been designated as being in severe fiscal distress, qualifying for a 100% reduction in the local match requirement. Despite this designation, the City has continued to successfully secure private sector participation in HOME-funded activities and has worked to further expand collaborative partnerships. In addition, an estimated \$742,000 in private mortgage financing was leveraged through participation in the City's Down Payment Assistance Program.

Fiscal Year Summary – HOME Match	
1. Excess match from prior Federal fiscal year	0
2. Match contributed during current Federal fiscal year	0
3. Total match available for current Federal fiscal year (Line 1 plus Line 2)	0
4. Match liability for current Federal fiscal year	0
5. Excess match carried over to next Federal fiscal year (Line 3 minus Line 4)	0

Table 5 – Fiscal Year Summary - HOME Match Report

Match Contribution for the Federal Fiscal Year								
Project No. or Other ID	Date of Contribution	Cash (non-Federal sources)	Foregone Taxes, Fees, Charges	Appraised Land/Real Property	Required Infrastructure	Site Preparation, Construction Materials, Donated labor	Bond Financing	Total Match

Table 6 – Match Contribution for the Federal Fiscal Year

HOME MBE/WBE report

Program Income – Enter the program amounts for the reporting period				
Balance on hand at begin-ning of reporting period \$	Amount received during reporting period \$	Total amount expended during reporting period \$	Amount expended for TBRA \$	Balance on hand at end of reporting period \$
0	206,896	120,575	120,575	86,321

Table 7 – Program Income

Minority Business Enterprises and Women Business Enterprises – Indicate the number and dollar value of contracts for HOME projects completed during the reporting period						
	Total	Minority Business Enterprises				White Non-Hispanic
		Alaskan Native or American Indian	Asian or Pacific Islander	Black Non-Hispanic	Hispanic	
Contracts						
Dollar Amount	0	0	0	0	0	0
Number	0	0	0	0	0	0
Sub-Contracts						
Number	0	0	0	0	0	0
Dollar Amount	0	0	0	0	0	0
	Total	Women Business Enterprises	Male			
Contracts						
Dollar Amount	0	0	0			
Number	0	0	0			
Sub-Contracts						
Number	0	0	0			
Dollar Amount	0	0	0			

Table 8 - Minority Business and Women Business Enterprises

Minority Owners of Rental Property – Indicate the number of HOME assisted rental property owners and the total amount of HOME funds in these rental properties assisted						
	Total	Minority Property Owners				White Non-Hispanic
		Alaskan Native or American Indian	Asian or Pacific Islander	Black Non-Hispanic	Hispanic	
Number	0	0	0	0	0	0
Dollar Amount	0	0	0	0	0	0

Table 9 – Minority Owners of Rental Property

Relocation and Real Property Acquisition – Indicate the number of persons displaced, the cost of relocation payments, the number of parcels acquired, and the cost of acquisition						
Parcels Acquired		0		0		
Businesses Displaced		0		0		
Nonprofit Organizations Displaced		0		0		
Households Temporarily Relocated, not Displaced		0		0		
Households Displaced	Total	Minority Property Enterprises				White Non-Hispanic
		Alaskan Native or American Indian	Asian or Pacific Islander	Black Non-Hispanic	Hispanic	
Number	0	0	0	0	0	0
Cost	0	0	0	0	0	0

Table 10 – Relocation and Real Property Acquisition

CR-20 - Affordable Housing 91.520(b)

Evaluation of the jurisdiction's progress in providing affordable housing, including the number and types of families served, the number of extremely low-income, low-income, moderate-income, and middle-income persons served.

	One-Year Goal	Actual
Number of Homeless households to be provided affordable housing units	10	11
Number of Non-Homeless households to be provided affordable housing units	41	55
Number of Special-Needs households to be provided affordable housing units	100	101
Total	151	167

Table 11 – Number of Households

	One-Year Goal	Actual
Number of households supported through Rental Assistance	120	139
Number of households supported through The Production of New Units	3	2
Number of households supported through Rehab of Existing Units	22	22
Number of households supported through Acquisition of Existing Units	6	4
Total	151	167

Table 12 – Number of Households Supported

Discuss the difference between goals and outcomes and problems encountered in meeting these goals.

The City assigned Consolidated Plan priorities by continuing and expanding on already successful programs utilizing Federal, State, and local government funds. Activities in support of the Consolidated Plan were carried out by the City of Laredo and its community partners identified in this report.

Regarding the Down Payment Assistance (DPA) Program, staff assisted a total of 4 homebuyers during the fiscal year. Additionally, the City did receive 7 applications during the reporting period and currently has 1 under review, and 2 applications was denied.

The City of Laredo took several approaches to meet the affordable housing needs for low and moderate income households. A good example is the utilization of the Citys Housing Rehabilitation Loan Program, which has improved the living conditions of 21 homeowners. This is an extremely viable program, as the Citys housing stock would continue to deteriorate without it. The City is aware that the Housing Rehabilitation goal of 22 households was not met. This is due to applicants not being eligible for the program or applicants deciding not to proceed, 46 applications were denied. The City continues to implement its programs and has taken steps to ensure all established goals are met. Additionally, the City did receive 85 applications for assistance. Of these, 46 households qualified for participation in the program, 22 are currently in progress, and 21 rehabilitation projects were completed, falling short of the annual goal of 22 completed units. A total of 42 applications did not qualify for assistance due to factors such as income levels exceeding program limits, failure to meet the owner-occupant requirement, incomplete applications, or applicants deciding not to proceed.

Furthermore, the City has completed five (5) projects under the Public Improvements goal and seven (7) under Public Facilities goal and initiated two (2) other projects which are projected to be completed in 2025-2026. Los Martinez Light Poles and CDBG Poggenphol Sidewalks.

The City of Laredo continued its efforts of increasing the availability of affordable housing for homebuyers. Regarding the CHDO funds, the City through a partnership with Habitat for Humanity, was able to complete the construction of two (2) home and three (3) are under construction. Additionally, through the partnership with NeighborWorks Laredo, the city currently has four (4) homes under construction.

Discuss how these outcomes will impact future annual action plans.

The City is confident that continued efforts carried out during the fiscal year 2024-2025 were in compliance with its 2024 One-Year Action Plan and the overall strategy regarding housing and non-housing needs. As a result of opportunities provided and situations specific to each activity, the degree of success in meeting the desired goals and objectives varied. Also, in order to effectively meet the needs of its citizens, the City of Laredo continued to utilize available federal, local, and private funds in a manner consistent with the priorities identified in its 2024 One-Year Action Plan. The City will take the outcomes shown above into consideration when planning the next annual plan and the projected affordable housing goals in order to set an attainable goal.

Include the number of extremely low-income, low-income, and moderate-income persons served by each activity where information on income by family size is required to determine the eligibility of the activity.

Number of Households Served	CDBG Actual	HOME Actual
Extremely Low-income	8	94
Low-income	6	10
Moderate-income	7	5
Total	21	109

Table 13 – Number of Households Served

Narrative Information

In the PR23 CDBG report dated 11/13/2025, page 1 shows a total of 30 Single Unit Residential projects. This includes 8 projects currently in progress and 22 projects listed as completed during the reporting year. However, the actual number of projects completed during the reporting year was 21, with 1 of the completed projects having been reported in last years CAPER. On the PR23 HOME report dated 11/13/2025, shows a total of 113 as units completed but a program review of our records identified a discrepancy in the TBRA reporting totals. While IDIS reports reflect 105 tenants assisted, the Citys records confirm that 101 unduplicated households actually received assistance during the reporting year. The difference of four (4) tenants resulted from duplicate entries generated to rent modifications due to recertifications and changes in income levels from tenants.

All the owner and rental households assisted and mentioned in this section meet the Section 215 definition of affordable housing.

The City assisted no middle income tenants (80%-120% AMI) since all programs are for low-moderate income households. The City continues to explore options to construct and/or rehabilitate affordable rental units to expand availability for all eligible households. The City strives to create more affordable housing units and accessible rents to households and people with disabilities in our programs, due to high rents and limited inventory in our City. Additionally, through the HOME TBRA program the City assists elderly households, which are considered to be the most vulnerable, many of who live on fixed income, are susceptible to pay more than one-half of their income for rent due to high rents, and live inadequate conditions.

CR-25 - Homeless and Other Special Needs 91.220(d, e); 91.320(d, e); 91.520(c)

Evaluate the jurisdiction's progress in meeting its specific objectives for reducing and ending homelessness through:

Reaching out to homeless persons (especially unsheltered persons) and assessing their individual needs

The City of Laredo, with the cooperation of many other entities, shares the likeminded goal of addressing the needs of the homeless in our community, as described in the Consolidated Plan. This was accomplished through the provision of emergency shelter and related services for the homeless and those on the verge of becoming homeless. The ultimate goal was to assist homeless individuals and/or families transition into safe, decent, affordable housing and utilize the resources and the support services needed in order to avoid becoming homeless again.

Due to the impact of the COVID-19 pandemic, the City received an additional \$3,682,941 of ESG-CV funds to address the pandemic needs of the homeless population. The city created a rental assistance program to prevent individuals and families from becoming homeless due to their inability to pay their rent and/or utilities. In order to prepare, prevent and respond to the pandemic, the City offered portable shower, restroom and hand washing stations in areas where homeless individuals congregate. Also, military tents were provided to local non-profit agencies in order to continue providing safety measures for the homeless population. The City successfully committed and expensed all of ESG-CV funds by the required deadline established by HUD. Additionally, the City awarded funds to Bethany House of Laredo for a new Homeless Shelter Expansion Project. This expansion will ensure additional overnight beds are made available for our homeless population and create the first 24 hour homeless shelter and resource center. The rehabilitation and construction are currently underway.

While services exist to shelter and serve the homeless population, many individuals may not be aware of the availability of services. Because of this, street outreach has continued to be implemented and funded with local, state, and federal funding as well as the private sector. During the reporting year, the City allocated \$16,000.00 to Bethany House of Laredo in funding for street outreach through the Emergency Solutions Grant. Bethany House through the use of street outreach was able to assist 123 individuals. This partnership provides essential services including case management, referrals, transportation, educational services, employment and job training.

Addressing the emergency shelter and transitional housing needs of homeless persons

The City of Laredo continued to partner with service organizations. Local, federal funds and other resources were utilized throughout the year to assist homeless persons. This year, through the City and its partners, the provision of essential services, emergency shelters, and the operation of transitional housing units was possible. The City continued to support Emergency Shelters available in the community, and took action to address emergency shelter and transitional housing needs of homeless

individuals and families.

The City continues to work on its goal of ending veteran homelessness. The City has participated in many initiatives and is committed to continue helping to end veteran's homelessness. A "By Name Homeless Veteran" meeting has also continued to meet monthly to discuss individual homeless veteran's situations to facilitate housing first while coordinating outreach and other needed supportive services to house homeless veterans by reducing housing barriers. The City continues to use strategies to address homelessness is by providing a priority to homeless veterans, as per City ordinance wishing to rent at any of the Laredo Municipal Housing units; homeless veterans receive first preference to vacancies. During the reporting period, the City did not receive a housing referral for any homeless veteran.

As previously reported, the City of Laredo continues to be part of the "Laredo Homeless Coalition"; this coalition meets in person to share ideas and resources available in the community to assist homeless individuals in need. The City continues to participate in the "Coordinated Entry" meetings where local service providers share available resources within the community to assist homeless clients. Both meetings consist of members from different homeless service providers and a public housing entity in the community such as Bethany House, Endeavors, Border Region Behavioral Health Center, Casa de Misericordia, SCAN, Laredo Housing Authority, Pillar and City of Laredo Health Department.

The City is participating in the coordinated entry process as per HUD requirements. The Coordinated Entry Policies and Procedures were submitted to the Texas Homeless Network (THN) for review and were approved. The City looks forward to continue utilizing this method to better assist the homeless population in a faster and more efficient way to reduce the amount of time an individual struggles with homelessness.

Helping low-income individuals and families avoid becoming homeless, especially extremely low-income individuals and families and those who are: likely to become homeless after being discharged from publicly funded institutions and systems of care (such as health care facilities, mental health facilities, foster care and other youth facilities, and corrections programs and institutions); and, receiving assistance from public or private agencies that address housing, health, social services, employment, education, or youth needs

The City of Laredo continues to make efforts to utilize local, federal and private sector funding to provide rapid rehousing services to assist homeless and special needs populations. One of the City of Laredos main goal is to minimize the time a family remains homeless.

The Laredo Housing Authority provided Section 8 vouchers and public housing assistance to individuals and families in need. These types of assistance make a difference in the life of the homeless and provide the stability of having a home and beginning the journey out of poverty.

In addition, the City made available Emergency Solutions Grant funds under the Homelessness

Prevention and Rapid Re-Housing program components. These components are designed to prevent an individual or family from moving into an emergency shelter or living in a public or private place not meant for human habitation; or to move homeless people quickly to permanent housing through housing relocation and stabilization services and short- and/or medium-term rental assistance. Bethany House administered both of these components during the Fiscal Year 2024-2025. They assist individuals and families who are of extremely low-income and also those who are likely to become homeless after being discharged from publicly funded institutions and systems of care, and assist individuals and families to receive assistance from public or private agencies that address housing, health, social services, employment or education.

The City of Laredo continues to coordinate with other nonprofits to assisting low-income persons being discharged from publicly funded institutions or systems of care. Through this the City, partner agencies and providers refer eligible individuals that are exiting an institution and/or are at risk individuals of homelessness to sub-recipients providing Homeless Prevention Services. All participating providers and agencies are advised that Homelessness Prevention funds are available for the services mentioned above.

The City awarded funds to Bethany House to expand their shelter capacity and provide additional homeless services. The resource center brings together various agencies qualified to assist homeless individuals and families with support services and housing. Ultimately, phase 2 of this homeless shelter expansion will increase its capacity from 28 beds to 56 beds for homeless men.

Helping homeless persons (especially chronically homeless individuals and families, families with children, veterans and their families, and unaccompanied youth) make the transition to permanent housing and independent living, including shortening the period of time that individuals and families experience homelessness, facilitating access for homeless individuals and families to affordable housing units, and preventing individuals and families who were recently homeless from becoming homeless again

Strategies in place to help individuals and families avoid homelessness:

(A) The City continues to offer Homelessness Prevention and Rapid Re-housing assistance through the Emergency Solutions Grant and other available funds sources.

(B) The South Texas Workforce Solutions continues to offer workforce assistance efforts.

(C) The City continues to offer education to individuals regarding community resources through the 311 Program.

(D) The City continues to actively participate with other local agencies, such as the Laredo Housing Authority, to provide supportive services to homeless and special needs populations.

(E) The City of Laredo together with the Laredo Homeless Coalition and other local homeless service providers continue to work together to develop a plan for system-wide, coordinated entry strategies that offer effective service delivery to homeless individuals and families focusing on housing first. This system helps to provide quick access to the health and social service needs of homeless persons and match them with the most appropriate support and housing interventions that are available.

(F) The City through its Outreach Worker continues to concentrate in reaching out to homeless individuals/families on the streets who have been identified and placed on a master list. This is to ensure the success of the coordinated entry process and help persons in need to navigate the services available in the community.

(G) The City continues to identify potential projects in our community that will assist with transitioning homeless individuals to permanent independent living.

(H) The priority given to veterans wishing to rent at any of the Laredo Municipal Housing units is another effort in addressing homelessness; these veterans receive first preference to vacancies. During the reporting period, the City was able to house a homeless veteran, he still continues to be housed under the Laredo Municipal Housing.

(J) The City awarded a local nonprofit CDBG-CV, ESG-CV, Local Fiscal Recovery Funds (SLFRF) and General Fund to expand homeless shelter capacity.

CR-30 - Public Housing 91.220(h); 91.320(j)

Actions taken to address the needs of public housing

The Housing Authority of the City of Laredo (LHA), has continued to take active steps to address the needs of public housing residents. The Annual PHA Plan submitted by LHA, identifies the housing needs of families, including those with disabilities, the elderly, veterans, homeless individuals, and households of diverse racial and ethnic backgrounds. Feedback gathered through this process confirmed a continued demand for additional accessible housing units and features.

To address these needs, the City of Laredo has provided technical support to the LHA for various initiatives, such as conducting annual Environmental Assessments for the Capital Fund Program. The City of Laredo also works closely with the LHA and local non-profit housing organizations to establish and prioritize housing goals under the LHA Plan. Additionally, the City of Laredo has supported Low-Income Housing Tax Credit (LIHTC) projects undertaken by the LHA, which have expanded the availability of affordable rental housing in the community.

Actions taken to encourage public housing residents to become more involved in management and participate in homeownership

The Housing Authority of the City of Laredo (LHA) implemented several initiatives to encourage resident involvement in management and promote pathways to homeownership:

1. 1. Resident Council and Advisory Board Engagement:

- LHA continues to support active Resident Councils at each public housing development and facilitated monthly meetings to gather resident feedback on property management, maintenance priorities, and community needs.
- Resident leaders participated in the Public Housing Resident Advisory Board (RAB), which provided input on the Annual and Five-Year Plans, policy updates, and capital improvement priorities.

1. 2. Resident Participation and Leadership Training:

- Training sessions were provided to Resident Council officers and interested residents covering topics such as meeting facilitation, budgeting, fair housing rights, and leadership development.
- Staff works closely with residents to build capacity for peer-to-peer communication and representation on management and policy issues.

1. 3. Resident Employment and Self-Sufficiency Opportunities:

- Through the Family Self-Sufficiency (FSS) Program and partnerships with local workforce agencies, residents were connected to job training, financial literacy education, and credit repair

resources aimed at improving long-term economic independence.

- LHA promotes Section 3 hiring opportunities and encouraged contractors to hire public housing residents for construction and maintenance projects.

1. **4. Homeownership Preparation Initiatives:**

- Eligible residents were referred to the Housing Choice Voucher (HCV) Homeownership Program and local first-time homebuyer programs.
- Partnerships with local lenders and housing counseling agencies helped residents navigate the transition from rental housing to homeownership. Additionally, workshops are offered on topics such as budgeting, credit building, mortgage readiness, and home maintenance with these partnerships.
-

1. **5. Communication and Outreach:**

- LHA enhances resident communication through digital platforms and community events to ensure residents were informed about opportunities for involvement and advancement.
- Resident feedback was incorporated into decision-making processes regarding maintenance, safety, and community development.

Results/Outcomes:

- Increased resident participation in council meetings and RAB sessions.
- Several FSS participants achieved escrow savings goals and transitioned to homeownership.
- Strengthened collaboration between residents and Housing Authority staff, leading to improved community engagement and satisfaction.

Actions taken to provide assistance to troubled PHAs

The Housing Authority of the City of Laredo is not designated as a troubled Public Housing Agency by HUD. Therefore, no direct assistance to troubled PHAs is required.

However, LHA remains committed to supporting peer agencies and sharing best practices when opportunities arise. Staff participate in regional and statewide housing authority associations, training sessions, and peer-to-peer technical assistance initiatives coordinated by HUD and professional organizations such as NAHRO and PHADA. Through these collaborations, LHA contributes to strengthening overall program performance and compliance within the public housing community.

CR-35 - Other Actions 91.220(j)-(k); 91.320(i)-(j)

Actions taken to remove or ameliorate the negative effects of public policies that serve as barriers to affordable housing such as land use controls, tax policies affecting land, zoning ordinances, building codes, fees and charges, growth limitations, and policies affecting the return on residential investment. 91.220 (j); 91.320 (i)

During the FY 2024-2025, some of the barriers that are still identified in the City of Laredo have been the high land development cost. The City and/or other organizations continue to undertake efforts to promote affordable housing which include, but are not limited to:

- Funding of the housing rehabilitation program, the community's housing stock continues to improve and therefore the availability of affordable housing.
- Reduction of lead-based paint hazards by providing testing and remediation for households eligible for participating in the rehabilitation program.
- Making available down payment assistance loans to facilitate homeownership by individuals and families of low income.
- Continuing to partner with CHDO's and other non-profits in the development of affordable housing to better leverage available funds.
- Implementation of Neighborhood Empowerment Zones in Council Districts I, II, III, IV and VIII which allow for tax abatement opportunities and other incentives, including waiver of building fees.
- Making available tenant-based rental assistance for the elderly.
- Keeping informed of innovative methods of construction, which help keep the cost of construction low.

The City of Laredo is committed to continue collaborating with housing organizations and developers to explore strategies to address housing barriers as they may be identified. The City has continued to pursue partnerships, locate additional funding sources, and strategize on new ways to promote the development of affordable housing through private and public partnerships.

Additionally, the City awarded 2024 CHDO funds to Habitat for Humanity for the construction of a total of two (2) homes.

Actions taken to address obstacles to meeting underserved needs. 91.220(k); 91.320(j)

The City of Laredo, like many other communities, has determined that the need for affordable housing is of major importance. As a result, the City continues to make every effort possible during the report year to increase the availability of affordable housing for persons of very low, low, and low and moderate income by effectively utilizing available resources and entering into partnerships with the private sector. Ongoing Efforts included safeguarding Laredo's existing housing stock as well as the new construction of affordable housing. The City of Laredo continues to work closely with individuals and

private contractors to develop residential areas in compliance with the City's zoning and building ordinances.

The City of Laredo continues to maintain and create affordable housing opportunities in our community in partnership with the Laredo Housing Authority, Neighbor Works Laredo, Habitat for Humanity of Laredo, Inc., local financial institutions, and the Texas Department of Housing and Community Affairs.

Additionally, the Southern Hotel project is currently in its final construction stage and is estimated to be completed by December 2025. This project entails the rehabilitation of a city owned vacant historical building located downtown to provide 22 rental housing units to low-to-moderate income individuals/families utilizing the Section 108 Loan.

Southern Hotel Apartments Rehabilitation Project - The Southern project entails the design of the rehabilitation/conversion of an existing City owned vacant historical building for the purpose of providing an additional 22 rental housing units to be available for low moderate income households.

Actions taken to reduce lead-based paint hazards. 91.220(k); 91.320(j)

The City of Laredo continues implementing the Housing Rehabilitation Program, by which the City's older housing stock was upgraded and brought to standard condition and which was funded through the CDBG Program and Revolving Loan funds. As a requirement under this program, the City of Laredo continues to implement various activities to address lead-based paint hazards. An important initiative in reducing lead-based paint hazards was to continue to educate families applying for Housing Rehabilitation Programs regarding lead-based paint hazards through the distribution of literature and on-site home inspections. The City of Laredo continued to inform Housing Rehab Program applicants of required compliance with HUD's Lead Based Paint regulations and lead-safe practices.

The City currently has two inspectors from the City's Community Development Department are certified by the State of Texas as a Lead Risk Assessor to perform testing of homes subject to be assisted through the Housing Rehabilitation Program. The City of Laredo's Health Department also has a Lead Risk Assessor who conducts inspections for lead.

For the HOME Down Payment Assistance program, if homebuyers are purchasing existing homes built prior to 1978, the City requires that the lead-based paint testing be the responsibility of the seller.

For the 50th AY, Fiscal Year 2024-2025, under the Housing Rehabilitation program, a total of ten (10) homes were tested for lead based paint. Of those tested, seven (7) homes tested positive for lead-based paint. Corrective measures were taken as necessary to comply with regulations. The tests were conducted using a portable X-Ray Fluorescence (XRF) paint analyzer.

Actions taken to reduce the number of poverty-level families. 91.220(k); 91.320(j)

In an effort to reduce the incidence of poverty, the City of Laredo implemented the following efforts during Fiscal Year 2024-2025:

- The City continued to support efforts of the Laredo Development Foundation, the local Economic Development Organization and other third party service agencies.
- The Citys Economic Development Department continued to assist in bringing new investors to our community which can result in the creation of new jobs that can assist families experiencing poverty and incorporate job training programs with our local colleges and provide small business loans/grants program.
- The Citys Grants Administrator continued to work with the intent of applying for grants that will benefit the community.
- The City continued to Encourage commercial and industrial development by making available tax abatement to qualifying businesses in return for the creation of jobs.
- The City continued to implement infrastructure projects and other public improvements that serve to attract and maintain the industry.
- The City continued to support a minority outreach program and utilized minority small business contractors, as deemed possible, in the award of all infrastructure, housing construction, and rehabilitation contracts.
- The City implements a Section 3 preference for CDBG, HOME and ESG grants for qualified contractors, subcontractors and professional services.
- The City of Laredos Building Department reported a total of 8,162 building permits (residential) issued over FY 2024-2025 with total of \$913,713.06 in permit fees collected. This further helped to increase the number of construction jobs available.
- The Sames Auto Arena continued to operate and generate revenues for the community through the various events which have continued to attract tourism, helped to increase the hotel/motel occupancy rate and available selection, and has acted as a catalyst for retail/commercial development in the area surrounding the facility.

The City of Laredo further recognized the importance of adequately educating and training Laredos labor force. Texas A&M International University, Laredo College, Laredo and United Independent School Districts, South Texas Workforce Solutions, and other private and public institutions and agencies continue to provide academic and vocational trainings.

Within the city, several organizations have made a substantial impact on the economic growth of our community:

-The Laredo Development Foundation (LDF): Their prime focus continues to be industrial attraction, workforce development, assistance to small business start-ups, as well as expansion and retention of existing industry.

-The Texas A&M International University Small Business Development Center: Continues to offer counseling, technical assistance, training seminars and workshops, advocacy, research and resource information sharing.

-Azteca Economic Development and Preservation Corporation (AEDPC): Continues to help low-income individuals and families by creating low-income housing, developing job opportunities, and bringing capital to new businesses created by low-income individual and families.

-Neighborworks Laredo: Continues to empower individuals and families by using all available resources to develop affordable housing opportunities, and to promote and preserve homeownership pride which will in turn enhance neighborhood character and strengthen communities.

-Habitat for Humanity of Laredo: Habitat continues to work together with families, volunteers and partners, so that more people are able to live in affordable and safe homes. Their advocacy efforts focus on policy reform to remove systemic barriers preventing low-income and historically underserved families from accessing adequate, affordable shelter.

Actions taken to develop institutional structure. 91.220(k); 91.320(j)

In an effort to meet the need for affordable housing, the City continued to work closely with private and public organizations and agencies in the identification of needs, and resources to address those needs. The ability of the City and other organizations to promote affordable housing was greatly impacted by the working relationship with local financial institutions and the institutions support of housing initiatives. Those agencies identified in the City's 2020-2024 Five Year Plan continued to play an important role in carrying out the objectives identified in the 2024 plan during Fiscal Year 2024-2025.

The efforts made by each organization were important to the success of the plan as a whole. Those agencies included: Border Region MHMR Behavioral Center, Bethany House, Inc., Casa de Misericordia, Endeavors, Habitat for Humanity of Laredo, Inc., Laredo Housing Authority, NeighborWorks-Laredo, Inc., Serving Children and Adolescents in Need, Inc., and The Salvation Army.

Inter-agency and Governmental Cooperation: In order to successfully address the housing needs of the community, the City of Laredo maintained positive working relationships with other public and private agencies and institutions. In addition, the City of Laredo continued to maintain an open-door policy to encourage and strengthen the lines of communication between the various entities. Ensuring that local and national objectives are being met, involve not only effective monitoring practices, but also, collaboration with community partners. The City collaborated with a complex and diverse network of partners for the HOME, and ESG programs. Those partners, several of which carried out the activities in

this Performance Report, included: Non-profit organizations, Housing Developers, Social Service Providers, and Private financial institutions.

Actions taken to enhance coordination between public and private housing and social service agencies. 91.220(k); 91.320(j)

In order to enhance coordination between public and private housing, health, and social service agencies, the City continues to make efforts to meet with agencies throughout the funding period. The City of Laredo made and received referrals from various agencies.

One program that was extensively utilized for referrals was 2-1-1 Texas. Through United Way of Laredo, local agencies have been made part of 2-1-1 Texas, a program of the Texas Health and Human Services Commission. Through this program, community members in need and agencies can connect with the local services and agencies. They provided a well-organized and easy to find directory of information from over 50,000 state and local health and human services programs. Referrals were made in the areas of housing and shelter, food assistance, financial and legal, employment help, health services, mental health services, crisis and emergency, child care and education, aging and disability, and veterans assistance. Additionally, through the City's Emergency Management Center (EOC) they continue to meet on a monthly basis with social service providers to better coordinate any potential gaps in our community.

Identify actions taken to overcome the effects of any impediments identified in the jurisdictions analysis of impediments to fair housing choice. 91.520(a)

The City of Laredo continued to further Fair Housing opportunities during Fiscal Year 2024-2025. All programs that were carried out were in compliance with Title VIII of the Civil Rights Act of 1968, and assistance was provided without regard to race, color, religion, sex, national origin, family status, and disability, sexual orientation, gender identity, or marital status.

All advertisements promoting housing opportunities and programs for the Department of Community Developments Housing Rehabilitation and HOME Programs were published in the local newspaper in both English and Spanish, and included the Fair Housing Logo. Flyers informing the public of the rehabilitation programs were distributed at different meetings/events in both in English and Spanish. Furthermore, program posters and the HUD Fair Housing Logo were displayed throughout the offices of the Department of Community Development.

The City did not receive any fair housing related complaints which hinder fair housing choice during the report period. Laredo-Webb Neighborworks, a HUD certified Housing Counseling Agency that provides fair housing services, stated that they did not receive any fair housing claims during the reporting period.

Housing choices for individuals who are physically impaired are continually made available through

social service programs and private sector projects. The City's regulations, administrative policies, procedures and practices are in place to discourage impediments to fair housing choice. The Citizen Participation Plan states that the Plan will be provided in a format that is accessible to persons with disabilities upon request.

In 2025, the City finalized its Analysis of Impediment (AI) to Fair Housing Choice in order to update the City's 1996 Assessment of Fair Housing (AFH). The 2025 Analysis of Impediments for the City of Laredo revealed several impediments to fair housing choice. The suggested actions to address the key issues identified were designed to offer greater housing choice to the protected classes frequently experiencing discrimination in the housing market throughout the City of Laredo. The impediments identified included: Lack of available housing units, Lack of fair housing education, Economic issues that affect housing choice, and Racially/Ethnically concentrated areas and impact on opportunity.

In order to address these impediments, as suggested in the AI, the City continues increasing availability of affordable and habitable housing through the use of CDBG and HOME funds, setting aside funds to support housing development, rehabilitating existing housing units, working with community partners to provide education for individuals and agencies to learn the important aspects of housing education to increase opportunity for success, increasing the livable wage, supporting businesses with building improvements that result in the creation of new job opportunities, and sustaining and enhancing a commitment to invest in high poverty areas to increase community revitalization in low-income areas.

CR-40 - Monitoring 91.220 and 91.230

Describe the standards and procedures used to monitor activities carried out in furtherance of the plan and used to ensure long-term compliance with requirements of the programs involved, including minority business outreach and the comprehensive planning requirements

As a recipient of CDBG funds, the City of Laredo continued to use its established CDBG, HOME, and ESG monitoring practices in order to plan and carry out projects in accordance with all federal rules and regulations. Self-monitorings are conducted on an annual basis during the review of expenses reflected on draws, prior to a project closeout, and prior to the submission of bi-annual reports to HUD. The objective of self-monitoring is to determine if all CDBG projects were being carried out in a timely manner, that Labor Standards were met and compliance documentation obtained, that files and organized documentation to support all actions were kept, that all charges to the program or projects were eligible under applicable regulations, that all actions met national objective compliance, that projects were conducted in a manner which minimized the opportunity for fraud, waste, and mismanagement, that the City followed public participation and complaint procedures, that environmental compliance was followed, and that civil-rights and benefits to minority persons were provided. Additionally, projects were monitored to ensure Section 3 reporting documentation is kept on file to meet minority business outreach requirements.

The City continues to conduct internal monitoring either by the City's Internal Auditor and/or by an independent auditing firm, to ensure that programs were being administered correctly. As the lead agency for the submission of the Consolidated Plan, the City was also charged with the responsibility of ensuring that all applications submitted by the City and other public agencies and nonprofit organizations requesting HUD funding, were in compliance with the Consolidated Plan submitted and approved for this jurisdiction.

The City continues to conduct annual on-site monitoring reviews of the Emergency Solutions Grant (ESG) funds to ensure compliance with ESG regulations including administrative requirements, areas of review included grant match documentation, allowable costs, conflict of interest policies, procurement procedures, audit requirements, property inventory and disposition records of assets acquired with grant funds, programmatic review included client eligibility, and timely expenditure of funds.

On an annual basis, sub-recipients of HOME Investment Partnerships Program (HOME) funds are monitored to determine services are delivered in accordance with requirements. Areas monitored in the HOME Program include record keeping, participant and property eligibility, property standards, eligible costs, loan processing and servicing, resale/recapture options, and written agreements. During the fiscal year, HOME staff continued communication with the Subrecipients and CHDOs in order to share updated HOME program rents and HOME income limits to ensure program compliance through the affordability period of these projects. The City also conducted desk reviews of the sub-recipients annual audit reports as part of CHDO recertification. Inspections of units provided tenant based rental

assistance are conducted, as required.

Citizen Participation Plan 91.105(d); 91.115(d)

Describe the efforts to provide citizens with reasonable notice and an opportunity to comment on performance reports.

In compliance with the requirement that a jurisdiction make available its performance report to the public for review and comment, on December 1, 2025, a notice was published in the Laredo Morning Times, the local newspaper of greatest circulation, informing the public that the 2024 Consolidated Annual Performance and Evaluation Report had been prepared and reflected the activities implemented and the funds expended during the period of October 1, 2024 through September 30, 2025. The ad was printed in both English and Spanish, and identified the locations where the performance report could be viewed, to whom comments could be addressed, and noted the dates of the comment period. In addition, these sites are accessible to people with disabilities and city staff is available to assist as necessary.

The City of Laredo's performance report was made available for public review at the offices of Community Development located at 1301 Farragut, Transit Center, 3rd Floor, during working hours, Monday through Friday, 8:00am to 5:00pm. A copy of the 2024-2025 CAPER was also posted on the City's website at <https://www.cityoflaredo.com/departments/community-development>. The comment period began on December 1, 2025 and ended on December 15, 2025.

The City held several public hearings during the reporting period: On February 18, 2025, a public hearing was held to provide citizens an opportunity to comment on their housing and community needs and the projects they wished to see funded to possibly be incorporated into the City's 2025-2029 Five Year Consolidated Plan and its 2025-2026 One Year Action Plan. On June 2, 2025, a public hearing was held to allow interested persons to comment on the 2025-2029 Five Year Consolidated Plan and its 2025-2026 One Year Action plan which identified the projects proposed to be funded by HUD.

CR-45 - CDBG 91.520(c)

Specify the nature of, and reasons for, any changes in the jurisdiction's program objectives and indications of how the jurisdiction would change its programs as a result of its experiences.

The City of Laredo adhered closely to program objectives set forth in the 2023 One-Year Action Plan.

The City received HUD approval on January 26, 2023 for the Section 108 loan which will help with the rehabilitation of the Southern Hotel, a city-owned building located in downtown Laredo, into mixed income rental housing which will provide an additional 22 rental housing units. The project is currently in its final construction stage and is estimated to be completed by December 2025.

Does this Jurisdiction have any open Brownfields Economic Development Initiative (BEDI) grants?

No

[BEDI grantees] Describe accomplishments and program outcomes during the last year.

CR-50 - HOME 24 CFR 91.520(d)

Include the results of on-site inspections of affordable rental housing assisted under the program to determine compliance with housing codes and other applicable regulations

Please list those projects that should have been inspected on-site this program year based upon the schedule in 24 CFR §92.504(d). Indicate which of these were inspected and a summary of issues that were detected during the inspection. For those that were not inspected, please indicate the reason and how you will remedy the situation.

During Fiscal Year 2024-2025:

- Martha Narvaez City Hall Apartments 820 Convent Units: 101, 102, 103, 105, 106, 107, 201, 202, 203, 204, 205, 206, 207, and 208.
- Fernando A. Salinas Elderly Rental Housing 1803 Juarez Ave. Units: A, B, and C.
- Fernando A. Salinas Elderly Rental Housing 1806 Juarez Ave. Units: A, B, C, and D.
- Downtown Elderly Duplexes 1901 Farragut St. Units: A, B, C, and D.
- Market St Elderly Housing 810 Sanders Units: 1, 2, 4, 5, 6, 7
- San Enrique Units: A, B, C, and D
- Bethany House of Laredo 817 Hidalgo St. Units: 108, 109, 203, 204, 205, 207, 208, 209, 210, 211, 213, 303, 304, 305, 306, 307
- La Terraza at Lomas del Sur 3201 S. Ejido Ave. Units: 2103, 2107, 3203, 4102, 4103, 5206, 6104, 7103, and 7108
- NeighborWorks of Laredo 5103 Sabinal, 2401 Severita Lane, 2403 Severita Lane, 2404 Maida Lane, 2406 Severita Lane, 2410 Maida Lane

All rental units were inspected during the program year, and a range of minor to moderate deficiencies were identified. Common issues included missing or damaged window screens, broken or loose VCT flooring, damaged door frames and weather stripping, and leaking shower heads or spouts. Several units had non-functioning or uncovered ground fault circuit interrupter (GFI) outlets, cracked light switch covers, and smoke detectors requiring battery replacement. Additional findings included loose or missing hardware on doors, damaged ceilings and wall areas, malfunctioning appliances such as microwave and vent hoods, and exterior concerns such as damaged soffits, missing covers on exterior electrical fixtures, and loose column supports.

The affected agencies and property managers were notified of all deficiencies and provided with inspection reports outlining the corrective actions required. The City of Laredo continues to monitor progress and will conduct follow-up inspections to ensure that all identified issues are addressed promptly and brought into compliance with program standards.

Provide an assessment of the jurisdiction's affirmative marketing actions for HOME units. 24 CFR 91.520(e) and 24 CFR 92.351(a)

In accordance with regulations of the HOME Investments Partnership Program, 24 CFR, Section 92.351, and in furtherance of the City of Laredo's commitment to non-discrimination and equal opportunity in housing, the City of Laredo adhered to the established procedures to affirmatively market units rehabilitated or constructed under the HOME Investment Partnerships Program. These procedures were intended to further the objectives of Title VIII of the Civil Rights Act of 1968, Fair Housing Act, Executive Order 11063, and HUD regulations issued pursuant thereto.

Pursuant to the implementation of a Housing Activity under the HOME program, the City of Laredo:

1. Informs the public, owners, and potential tenants about its Affirmative Marketing Policy and Federal Fair Housing Laws by publishing program descriptions in the local paper of widest circulation and provides notice of the program through the electronic media, both, in English and Spanish. The City also includes the Equal Housing Opportunity Logo as appropriate in press releases and solicitations.
2. Maintains an Affirmative Marketing Agreement with the owner(s) of HOME assisted projects, delineating the responsibility of the owner to: Advertise vacancies via community contacts, display the Fair Housing Poster, and commercial media in the event that 5 or more units become vacant; ensure press releases include the HUD-Equal Housing Opportunity Logo; advise the City's DCD and the Laredo Housing Authority (if applicable) of any vacancies that become available and advertise in both English and Spanish and held public meetings in Spanish upon request.
3. Annually assesses the success of its affirmative marketing actions by reviewing the vacancies of all HOME assisted projects.

The agencies that have received HOME funds that are still within the affordability period are La Terraza, Bethany House of Laredo, Habitat for Humanity of Laredo, and NeighborWorks Laredo. Specifically, NeighborWorks Laredo displays Fair Housing posters in their office and information about the Fair Housing Act and Discrimination can be found in their website. This agency also provides meetings for people interested in learning about homeownership opportunities. The tools they use for advertisement of the HOME assisted units are their website, social media, a banner, and the newspaper. Habitat for Humanity of Laredo uses their website and social media for advertisement which includes the HUD Equal Housing Opportunity logo. La Azteca uses posters to market available units and displays the Equal Housing Opportunity logo on their application. La Terraza mainly focuses on marketing HOME assisted units through social media and includes the HUD Equal Housing Opportunity logo on their tenant contracts.

Refer to IDIS reports to describe the amount and use of program income for projects, including the number of projects and owner and tenant characteristics

The PR09 IDIS Report identifies that HOME Program Income (PI) was receipted in the amount of \$206,895.88 and \$120,575.03 of HOME PI funds were drawn during FY 2024-2025. A total of \$120,575.03 was used to pay for a portion of the Tenant Based Rental Assistance Program TBRA which

assisted ninety-three (93) individuals with TBRA. The characteristics of these individuals are as follows:

75 tenants with an income of 0-30%, Hispanic/Latino, white, 1 person in household, elderly.

3 tenant with an income of 0-30%, Non-Hispanic/Latino, white, 1 person in household, elderly.

3 tenants with an income of 0-30%, Hispanic/Latino, white, 2 persons in household, elderly.

7 tenants with an income of 30-50%, Hispanic/Latino, white, 1 person in household, elderly.

5 tenants with an income of 30-50%, Hispanic/Latino, white, 2 persons in household, elderly.

The City was able to assist a total of 101 tenants. Which resulted in a total expenditure of \$448,251.79 which \$120,575.03 was Program Income.

A review of program records identified a discrepancy in the Tenant-Based Rental Assistance (TBRA) reporting totals. While HUD system data reflects 105 tenants assisted, the City's internal records confirm that 101 unduplicated households actually received rental assistance during the reporting period. The difference of four (4) tenants resulted from duplicate entries generated due to rent amount modifications and changes in income levels from tenants. updates within the reporting system.

Describe other actions taken to foster and maintain affordable housing. 24 CFR 91.220(k) (STATES ONLY: Including the coordination of LIHTC with the development of affordable housing). 24 CFR 91.320(j)

The City of Laredo, like many other communities, has determined that the need for affordable housing is of major importance. As a result, the City made every effort possible during the report year to increase the availability of affordable housing for persons of very low, low, and low and moderate income by effectively utilizing available resources to construct additional affordable units and discussing future affordable unit projects as well as safeguarding Laredos existing housing stock. The City of Laredo worked closely with individuals and private contractors to develop residential areas in compliance with the Citys zoning and building ordinances.

The City of Laredo maintained and created affordable housing opportunities in our community in partnership with the Neighbor Works Laredo, Habitat for Humanity of Laredo, Inc.

Other actions taken to foster and maintain affordable housing was the development of affordable housing as supported by applications of Low Income Housing Tax Credit (LIHTC) Programs from private developers and Community Housing Development Organizations, which remain critical. These organizations offer key elements for obtaining self-sufficiency workforce training and educational opportunities for those in housing programs.

Additionally, the Southern Hotel project is currently in its currently in its final construction stage and is estimated to be completed by December 2025. This project entails in the rehabilitation of a city owned vacant historical building located downtown to provide 22 rental housing units to low-to-moderate income individuals/families utilitinz the Section 108 Loan.

CR-58 – Section 3

Identify the number of individuals assisted and the types of assistance provided

Total Labor Hours	CDBG	HOME	ESG	HOPWA	HTF
Total Number of Activities	0	0	0	0	0
Total Labor Hours					
Total Section 3 Worker Hours					
Total Targeted Section 3 Worker Hours					

Table 14 – Total Labor Hours

Qualitative Efforts - Number of Activities by Program	CDBG	HOME	ESG	HOPWA	HTF
Outreach efforts to generate job applicants who are Public Housing Targeted Workers					
Outreach efforts to generate job applicants who are Other Funding Targeted Workers.					
Direct, on-the job training (including apprenticeships).					
Indirect training such as arranging for, contracting for, or paying tuition for, off-site training.					
Technical assistance to help Section 3 workers compete for jobs (e.g., resume assistance, coaching).					
Outreach efforts to identify and secure bids from Section 3 business concerns.					
Technical assistance to help Section 3 business concerns understand and bid on contracts.					
Division of contracts into smaller jobs to facilitate participation by Section 3 business concerns.					
Provided or connected residents with assistance in seeking employment including: drafting resumes, preparing for interviews, finding job opportunities, connecting residents to job placement services.					
Held one or more job fairs.					
Provided or connected residents with supportive services that can provide direct services or referrals.					
Provided or connected residents with supportive services that provide one or more of the following: work readiness health screenings, interview clothing, uniforms, test fees, transportation.					
Assisted residents with finding child care.					
Assisted residents to apply for, or attend community college or a four year educational institution.					
Assisted residents to apply for, or attend vocational/technical training.					
Assisted residents to obtain financial literacy training and/or coaching.					
Bonding assistance, guaranties, or other efforts to support viable bids from Section 3 business concerns.					
Provided or connected residents with training on computer use or online technologies.					
Promoting the use of a business registry designed to create opportunities for disadvantaged and small businesses.					
Outreach, engagement, or referrals with the state one-stop system, as designed in Section 121(e)(2) of the Workforce Innovation and Opportunity Act.					

Other.					
--------	--	--	--	--	--

Table 15 – Qualitative Efforts - Number of Activities by Program

Narrative

Pre HUD submission report - Aggregates data from subrecipient CAPERS by selected criteria

*Instructions: Select an option for each filter. **Aggregate mode** sums data together from separate CAPERRs and presents the output as the regular CAPER table shell. **Details mode** outputs one row for each included CAPER, with a column for each cell of data. Data in Q4 can't be summed, and only outputs in details mode.*

In aggregate mode, numbers in green italics have been recalculated or weighted based on available totals.

If you attempt to pull an entire CAPER, especially aggregating over many recipients, you may have to wait several minutes for the result. Use the "Email me" button to run the report and email you the results when it's complete. You can navigate to other pages in Sage while that's running.

"Year" means the year of the start date for the submission.

This Aggregator uses data from reports with a status of In Progress or Returned.

Report criteria

Year 2024 ▾

Recipient - ESG Grant
(1 selected) ESG: Laredo - TX ▾

Selected: ESG: Laredo - TX

TIP: Hold down the CTRL key on the keyboard and click with the mouse in order to select more than one Recipient - ESG Grant.

CAPER Project Type
TIP: Hold down the CTRL key on the keyboard and click with the mouse in order to select more than one choice.

- (all)
- Day Shelter
- Emergency Shelter - Night-by-Night
- Emergency Shelter - Entry Exit
- Homelessness Prevention
- PH - Rapid Re-Housing
- Street Outreach
- Transitional Housing
- archived -
- Coordinated Assessment Services Only

View report as  ☒ Aggregate / summary ☐ Details / data ☐ Both aggregate and details


Grant List

Showing 1 to 1 of 1 rows Show 50 ▾ rows at a time Download as Excel Copy to clipboard Activate filtering Filter:

Jurisdiction	Type	Start Date	End Date	Current Status
	CAPER	10/1/2024	9/30/2025	In Progress

Showing 1 to 1 of 1 rows Show 50 ▾ rows at a time Previous 1 Next

Q04a: Project Identifiers in HMIS

 Please select details mode in the filters above to see Q4 information.
Or [click here](#) to view details in a new tab.

CSV uploads containing multiple project rows in Q4 will display as separate rows here using the same value in Project Info Row ID.

Q05a: Report Validations Table

Category	Count of Clients for DQ	Count of Clients
Total Number of Persons Served	968	1,050
Number of Adults (Age 18 or Over)	613	694
Number of Children (Under Age 18)	354	355
Number of Persons with Unknown Age	1	1
Number of Leavers	771	798
Number of Adult Leavers	449	475
Number of Adult and Head of Household Leavers	454	480
Number of Stayers	197	252
Number of Adult Stayers	164	219
Number of Veterans	15	15
Number of Chronically Homeless Persons	21	29
Number of Youth Under Age 25	73	80
Number of Parenting Youth Under Age 25 with Children	26	26
Number of Adult Heads of Household	599	678
Number of Child and Unknown-Age Heads of Household	5	5
Heads of Households and Adult Stayers in the Project 365 Days or More	31	34

Effective 1/1/2023, this question includes separate columns for totals relevant to the DQ questions and totals relevant to the entire APR. Data uploaded prior to 1/1/2023 has been bulk updated to use the same totals for both columns in order to support calculations in the Aggregator.

Q06a: Data Quality: Personally Identifying Information

	Client Doesn't Know/Prefers Not to Answer	Information Missing	Data Issues	Total	% of Issue Rate
Name	1	0	0	1	<i>0.10%</i>
Social Security Number	22	579	6	607	<i>62.71%</i>
Date of Birth	1	0	0	1	<i>0.10%</i>
Race/Ethnicity	6	0	0	6	<i>0.62%</i>
Overall Score	0	0	0	607	<i>62.71%</i>

New as of 10/1/2023.

Numbers in *green italics* have been recalculated or weighted based on available totals.

Q06b: Data Quality: Universal Data Elements

Data Element	Client Doesn't Know/Prefers Not to Answer	Information Missing	Data Issues	Total	% of Issue Rate
Veteran Status	0	0	0	0	<i>0%</i>
Project Start Date	0	0	1	1	<i>0.10%</i>
Relationship to Head of Household	0	0	0	0	<i>0%</i>
Enrollment CoC	0	3	0	3	<i>0.50%</i>
Disabling Condition	2	1	0	3	<i>0.31%</i>

Numbers in *green italics* have been recalculated or weighted based on available totals.

Q06c: Data Quality: Income and Housing Data Quality

Data Element	Client Doesn't Know/Prefers Not to Answer	Information Missing	Data Issues	Total	% of Error Rate
Destination	0	63	0	63	<i>8.17%</i>
Income and Sources at Start	2	15	0	17	<i>2.75%</i>
Income and Sources at Annual Assessment	0	31	0	31	<i>100.00%</i>
Income and Sources at Exit	0	42	0	42	<i>9.25%</i>

Numbers in *green italics* have been recalculated or weighted based on available totals.

Q06d: Data Quality: Chronic Homelessness

Entering into project type	Count of Total Records	Missing Time in Institution	Missing Time in Housing	Approximate Date Started DK/R/missing	Number of Times DK/R/missing	Number of Months DK/R/missing	% of Records Unable to Calculate
ES-EE, ES-NbN, SH, Street Outreach	580	0	0	248	39	38	<i>50.69%</i>
TH	0	0	0	0	0	0	<i>0</i>
PH (All)	15	0	0	0	0	0	<i>0</i>
CE	0	0	0	0	0	0	<i>0</i>
SSO, Day Shelter, HP	14	0	0	0	0	0	<i>0</i>
Total	609	0	0	0	0	0	<i>48.28%</i>

Numbers in *green italics* have been recalculated or weighted based on available totals.

Q06e: Data Quality: Timeliness

Time for Record Entry	Number of Project Start Records	Number of Project Exit Records
< 0 days	2	1
0 days	752	563
1-3 Days	37	0
4-6 Days	19	7
7-10 Days	4	4
11+ Days	53	196

Q06f: Data Quality: Inactive Records: Street Outreach & Emergency Shelter

Data Element	# of Records	# of Inactive Records	% of Inactive Records
Contact (Adults and Heads of Household in Street Outreach or PATH-funded SSO)	9	9	<i>100.00%</i>
Bed Night (All Clients in ES - NbN)	0	0	<i>0</i>

Numbers in *green italics* have been recalculated or weighted based on available totals.

Q07a: Number of Persons Served

	Total	Without Children	With Children and Adults	With Only Children	Unknown Household Type
Adults	694	531	163	0	0
Children	355	0	349	6	0
Client Doesn't Know/Prefers Not to Answer	1	0	1	0	0
Data Not Collected	0	0	0	0	0
Total	1,050	531	513	6	0
For PSH & RRH – the total persons served who moved into housing	31	5	26	0	0

Q07b: Point-in-Time Count of Persons on the Last Wednesday

	Total	Without Children	With Children and Adults	With Only Children	Unknown Household Type
January	147	135	12	0	0
April	137	120	17	0	0
July	171	138	32	1	0
October	145	121	24	0	0

Q08a: Households Served

	Total	Without Children	With Children and Adults	With Only Children	Unknown Household Type
Total Households	683	524	154	5	0
For PSH & RRH – the total households served who moved into housing	11	3	8	0	0

Q08b: Point-in-Time Count of Households on the Last Wednesday

	Total	Without Children	With Children and Adults	With Only Children	Unknown Household Type
January	139	134	5	0	0
April	124	118	6	0	0
July	145	135	9	1	0
October	126	119	7	0	0

Q09a: Number of Persons Contacted

Number of Persons Contacted	All Persons Contacted	First contact – NOT staying on the Streets, ES-EE, ES-NbN, or SH	First contact – WAS staying on Streets, ES-EE, ES-NbN, or SH	First contact – Worker unable to determine
Once	92	0	91	1
2-5 Times	7	0	7	0
6-9 Times	0	0	0	0
10+ Times	0	0	0	0
Total Persons Contacted	99	0	98	1

Q09b: Number of Persons Newly Engaged

Number of Persons Engaged	All Persons Contacted	First contact – NOT staying on the Streets, ES-EE, ES-NbN, or SH	First contact – WAS staying on Streets, ES-EE, ES-NbN, or SH	First contact – Worker unable to determine
Once	29	0	28	1
2-5 Contacts	7	0	7	0
6-9 Contacts	0	0	0	0
10+ Contacts	0	0	0	0
Total Persons Engaged	36	0	35	1
Rate of Engagement	<i>36.36%</i>	<i>0</i>	<i>35.71%</i>	<i>100.00%</i>

Numbers in *green italics* have been recalculated or weighted based on available totals.

Q11: Age

	Total	Without Children	With Children and Adults	With Only Children	Unknown Household Type
Under 5	142	0	141	1	0
5-12	152	0	152	0	0
13-17	61	0	56	5	0
18-24	85	52	33	0	0
25-34	174	100	74	0	0
35-44	146	99	47	0	0
45-54	124	116	8	0	0
55-64	107	106	1	0	0
65+	58	58	0	0	0
Client Doesn't Know/Prefers Not to Answer	1	0	1	0	0
Data Not Collected	0	0	0	0	0
Total	1,050	531	513	6	0

New as of 10/1/2023.

Q12: Race and Ethnicity

	Total	Without Children	With Children and Adults	With Only Children	Unknown Household Type
American Indian, Alaska Native, or Indigenous	1	1	0	0	0
Asian or Asian American	1	0	1	0	0
Black, African American, or African	20	18	2	0	0
Hispanic/Latina/o	148	139	9	0	0
Middle Eastern or North African	0	0	0	0	0
Native Hawaiian or Pacific Islander	0	0	0	0	0
White	80	47	32	1	0
Asian or Asian American & American Indian, Alaska Native, or Indigenous	0	0	0	0	0
Black, African American, or African & American Indian, Alaska Native, or Indigenous	0	0	0	0	0
Hispanic/Latina/o & American Indian, Alaska Native, or Indigenous	1	1	0	0	0
Middle Eastern or North African & American Indian, Alaska Native, or Indigenous	0	0	0	0	0
Native Hawaiian or Pacific Islander & American Indian, Alaska Native, or Indigenous	0	0	0	0	0
White & American Indian, Alaska Native, or Indigenous	0	0	0	0	0
Black, African American, or African & Asian or Asian American	0	0	0	0	0
Hispanic/Latina/o & Asian or Asian American	2	1	1	0	0
Middle Eastern or North African & Asian or Asian American	0	0	0	0	0
Native Hawaiian or Pacific Islander & Asian or Asian American	0	0	0	0	0
White & Asian or Asian American	1	1	0	0	0
Hispanic/Latina/o & Black, African American, or African	2	1	1	0	0
Middle Eastern or North African & Black, African American, or African	0	0	0	0	0
Native Hawaiian or Pacific Islander & Black, African American, or African	0	0	0	0	0
White & Black, African American, or African	0	0	0	0	0
Middle Eastern or North African & Hispanic/Latina/o	0	0	0	0	0
Native Hawaiian or Pacific Islander & Hispanic/Latina/o	0	0	0	0	0
White & Hispanic/Latina/o	787	320	462	5	0
Native Hawaiian or Pacific Islander & Middle Eastern or North African	0	0	0	0	0
White & Middle Eastern or North African	0	0	0	0	0
White & Native Hawaiian or Pacific Islander	0	0	0	0	0
Multiracial – more than 2 races/ethnicity, with one being Hispanic/Latina/o	1	1	0	0	0
Multiracial – more than 2 races, where no option is Hispanic/Latina/o	0	0	0	0	0
Client Doesn't Know/Prefers Not to Answer	6	1	5	0	0
Data Not Collected	0	0	0	0	0
Total	1,050	531	513	6	0

New as of 10/1/2023.

Q13a1: Physical and Mental Health Conditions at Start

	Total Persons	Without Children	Adults in HH with Children & Adults	Children in HH with Children & Adults	With Children and Adults ☞	With Only Children	Unknown Household Type
Mental Health Disorder	102	75	18	8	0	0	0
Alcohol Use Disorder	7	6	0	0	0	0	0
Drug Use Disorder	33	29	1	0	0	0	0
Both Alcohol Use and Drug Use Disorders	6	6	0	0	0	0	0
Chronic Health Condition	91	78	7	4	0	0	0
HIV/AIDS	2	1	1	0	0	0	0
Developmental Disability	15	6	1	7	0	0	0
Physical Disability	57	50	7	0	0	0	0

☞ The "With Children and Adults" column is retired as of 10/1/2019 and replaced with the columns "Adults in HH with Children & Adults" and "Children in HH with Children & Adults".

Q13b1: Physical and Mental Health Conditions at Exit

	Total Persons	Without Children	Adults in HH with Children & Adults	Children in HH with Children & Adults	With Children and Adults ☞	With Only Children	Unknown Household Type
Mental Health Disorder	30	29	0	1	0	0	0
Alcohol Use Disorder	2	2	0	0	0	0	0
Drug Use Disorder	8	8	0	0	0	0	0
Both Alcohol Use and Drug Use Disorders	0	0	0	0	0	0	0
Chronic Health Condition	35	33	1	1	0	0	0
HIV/AIDS	0	0	0	0	0	0	0
Developmental Disability	3	3	0	0	0	0	0
Physical Disability	25	25	0	0	0	0	0

☞ The "With Children and Adults" column is retired as of 10/1/2019 and replaced with the columns "Adults in HH with Children & Adults" and "Children in HH with Children & Adults".

Q13c1: Physical and Mental Health Conditions for Stayers

	Total Persons	Without Children	Adults in HH with Children & Adults	Children in HH with Children & Adults	With Children and Adults ☞	With Only Children	Unknown Household Type
Mental Health Disorder	25	22	3	0	0	0	0
Alcohol Use Disorder	3	3	0	0	0	0	0
Drug Use Disorder	19	19	0	0	0	0	0
Both Alcohol Use and Drug Use Disorders	4	4	0	0	0	0	0
Chronic Health Condition	40	37	2	1	0	0	0
HIV/AIDS	1	0	1	0	0	0	0
Developmental Disability	3	3	0	0	0	0	0
Physical Disability	17	16	1	0	0	0	0

☞ The "With Children and Adults" column is retired as of 10/1/2019 and replaced with the columns "Adults in HH with Children & Adults" and "Children in HH with Children & Adults".

Q14a: History of Domestic Violence, Sexual Assault, Dating Violence, Stalking, or Human Trafficking

	Total	Without Children	With Children and Adults	With Only Children	Unknown Household Type
Yes	274	126	143	5	0
No	423	403	20	0	0
Client Doesn't Know/Prefers Not to Answer	0	0	0	0	0
Data Not Collected	2	2	0	0	0
Total	699	531	163	5	0

Q14b: Most recent experience of domestic violence, sexual assault, dating violence, stalking, or human trafficking

	Total	Without Children	With Children and Adults	With Only Children	Unknown Household Type
Within the past three months	263	118	140	5	0
Three to six months ago	1	0	1	0	0
Six months to one year	2	1	1	0	0
One year ago, or more	3	2	1	0	0
Client Doesn't Know/Prefers Not to Answer	5	5	0	0	0
Data Not Collected	0	0	0	0	0
Total	274	126	143	5	0

New as of 10/1/2023.

Q15: Living Situation

	Total	Without Children	With Children and Adults	With Only Children	Unknown Household Type
Homeless Situations					
Place not meant for habitation	393	382	11	0	0
Emergency shelter, including hotel or motel paid for with emergency shelter voucher, Host Home shelter	19	19	0	0	0
Safe Haven	0	0	0	0	0
Subtotal - Homeless Situations	412	401	11	0	0
Institutional Situations					
Foster care home or foster care group home	0	0	0	0	0
Hospital or other residential non-psychiatric medical facility	5	5	0	0	0
Jail, prison, or juvenile detention facility	4	3	1	0	0
Long-term care facility or nursing home	0	0	0	0	0
Psychiatric hospital or other psychiatric facility	1	1	0	0	0
Substance abuse treatment facility or detox center	0	0	0	0	0
Subtotal - Institutional Situations	10	9	1	0	0
Temporary Situations					
Transitional housing for homeless persons (including homeless youth)	2	0	2	0	0
Residential project or halfway house with no homeless criteria	0	0	0	0	0
Hotel or motel paid for without emergency shelter voucher	16	12	4	0	0
Host Home (non-crisis)	0	0	0	0	0
Staying or living in a friend's room, apartment, or house	14	10	2	2	0
Staying or living in a family member's room, apartment, or house	61	25	34	2	0
Subtotal - Temporary Situations	93	47	42	4	0
Permanent Situations					
Rental by client, no ongoing housing subsidy	125	44	81	0	0
Rental by client, with ongoing housing subsidy	7	1	6	0	0
Owned by client, with ongoing housing subsidy	2	0	2	0	0
Owned by client, no ongoing housing subsidy	32	15	17	0	0
Subtotal - Permanent Situations	166	60	106	0	0
Client Doesn't Know/Prefers Not to Answer	4	4	0	0	0
Data Not Collected	14	10	3	1	0
Subtotal - Other Situations	18	14	3	1	0
TOTAL	699	531	163	5	0

Updated 10/1/2023: Rows reordered and grouped differently. New "Rental by client, with ongoing housing subsidy" row includes data previously reported under separate subsidy types.

🕒 Interim housing is retired as of 10/1/2019.

Q16: Cash Income - Ranges

	Income at Start	Income at Latest Annual Assessment for Stayers	Income at Exit for Leavers
No income	522	0	283
\$1 - \$150	8	0	7
\$151 - \$250	6	0	4
\$251 - \$500	22	0	12
\$501 - \$1000	76	0	59
\$1,001 - \$1,500	27	0	22
\$1,501 - \$2,000	15	0	15
\$2,001+	8	0	6
Client Doesn't Know/Prefers Not to Answer	2	0	0
Data Not Collected	8	0	67
Number of Adult Stayers Not Yet Required to Have an Annual Assessment	0	185	0
Number of Adult Stayers Without Required Annual Assessment	0	34	0
Total Adults	694	219	475

Q17: Cash Income - Sources

	Income at Start	Income at Latest Annual Assessment for Stayers	Income at Exit for Leavers
Earned Income	92	0	81
Unemployment Insurance	2	0	0
Supplemental Security Income (SSI)	30	0	20
Social Security Disability Insurance (SSDI)	34	0	22
VA Service-Connected Disability Compensation	2	0	1
VA Non-Service Connected Disability Pension	2	0	0
Private Disability Insurance	1	0	0
Worker's Compensation	1	0	0
Temporary Assistance for Needy Families (TANF)	6	0	5
General Assistance (GA)	1	0	0
Retirement Income from Social Security	4	0	2
Pension or retirement income from a former job	2	0	1
Child Support	14	0	8
Alimony and other spousal support	1	0	0
Other Source	9	0	1
Adults with Income Information at Start and Annual Assessment/Exit	0	0	262

Q19b: Disabling Conditions and Income for Adults at Exit

	AO: Adult with Disabling Condition	AO: Adult without Disabling Condition	AO: Total Adults	AO: % with Disabling Condition by Source	AC: Adult with Disabling Condition	AC: Adult without Disabling Condition	AC: Total Adults	AC: % with Disabling Condition by Source	UK: Adult with Disabling Condition	UK: Adult without Disabling Condition	UK: Total Adults	UK: % with Disabling Condition by Source
Earned Income	2	6	8	<i>25.00%</i>	0	12	12	<i>0%</i>	0	0	0	<i>0</i>
Unemployment Insurance	0	0	0	<i>0</i>	0	0	0	<i>0</i>	0	0	0	<i>0</i>
Supplemental Security Income (SSI)	1	8	9	<i>11.11%</i>	0	1	1	<i>0%</i>	0	0	0	<i>0</i>
Social Security Disability Insurance (SSDI)	11	8	19	<i>57.89%</i>	0	1	1	<i>0%</i>	0	0	0	<i>0</i>
VA Service-Connected Disability Compensation	0	1	1	<i>0%</i>	0	0	0	<i>0</i>	0	0	0	<i>0</i>
VA Non-Service-Connected Disability Pension	0	0	0	<i>0</i>	0	0	0	<i>0</i>	0	0	0	<i>0</i>
Private Disability Insurance	0	0	0	<i>0</i>	0	0	0	<i>0</i>	0	0	0	<i>0</i>
Worker's Compensation	0	0	0	<i>0</i>	0	0	0	<i>0</i>	0	0	0	<i>0</i>
Temporary Assistance for Needy Families (TANF)	0	1	1	<i>0%</i>	1	0	1	<i>100.00%</i>	0	0	0	<i>0</i>
General Assistance (GA)	0	0	0	<i>0</i>	0	0	0	<i>0</i>	0	0	0	<i>0</i>
Retirement Income from Social Security	1	1	2	<i>50.00%</i>	0	0	0	<i>0</i>	0	0	0	<i>0</i>
Pension or retirement income from a former job	0	0	0	<i>0</i>	0	0	0	<i>0</i>	0	0	0	<i>0</i>
Child Support	0	0	0	<i>0</i>	0	3	3	<i>0%</i>	0	0	0	<i>0</i>
Alimony and other spousal support	0	0	0	<i>0</i>	0	0	0	<i>0</i>	0	0	0	<i>0</i>
Other source	0	0	0	<i>0</i>	0	0	0	<i>0</i>	0	0	0	<i>0</i>
No Sources	29	122	151	<i>19.21%</i>	0	12	12	<i>0%</i>	0	0	0	<i>0</i>
Unduplicated Total Adults	44	146	190		1	25	26		0	0	0	

Numbers in *green italics* have been recalculated or weighted based on available totals.

Q20a: Type of Non-Cash Benefit Sources

	Benefit at Start	Benefit at Latest Annual Assessment for Stayers	Benefit at Exit for Leavers
Supplemental Nutrition Assistance Program (SNAP) (Previously known as Food Stamps)	139	0	107
Special Supplemental Nutrition Program for Women, Infants, and Children (WIC)	59	0	51
TANF Child Care Services	1	0	0
TANF Transportation Services	1	0	1
Other TANF-Funded Services	2	0	3
Other Source	0	0	0

Q21: Health Insurance

	At Start	At Annual Assessment for Stayers	At Exit for Leavers
MEDICAID	363	0	295
MEDICARE	17	0	13
State Children's Health Insurance Program	8	0	8
Veteran's Health Administration (VHA)	1	0	1
Employer-Provided Health Insurance	1	0	1
Health Insurance obtained through COBRA	0	0	0
Private Pay Health Insurance	38	0	37
State Health Insurance for Adults	2	0	1
Indian Health Services Program	0	0	0
Other	6	0	3
No Health Insurance	599	0	355
Client Doesn't Know/Prefers Not to Answer	11	0	0
Data Not Collected	12	34	91
Number of Stayers Not Yet Required to Have an Annual Assessment	0	218	0
1 Source of Health Insurance	420	0	345
More than 1 Source of Health Insurance	8	0	7

Q22a2: Length of Participation – ESG Projects

	Total	Leavers	Stayers
0 to 7 days	378	351	27
8 to 14 days	175	166	9
15 to 21 days	99	87	12
22 to 30 days	59	49	10
31 to 60 days	62	29	33
61 to 90 days	60	13	47
91 to 180 days	84	36	48
181 to 365 days	78	46	32
366 to 730 days (1-2 Yrs)	40	17	23
731 to 1,095 days (2-3 Yrs)	8	2	6
1,096 to 1,460 days (3-4 Yrs)	3	1	2
1,461 to 1,825 days (4-5 Yrs)	3	0	3
More than 1,825 days (> 5 Yrs)	1	1	0
Total	1,050	798	252

Q22c: Length of Time between Project Start Date and Housing Move-in Date

	Total	Without Children	With Children and Adults	With Only Children	Unknown Household Type
7 days or less	7	0	7	0	0
8 to 14 days	11	2	9	0	0
15 to 21 days	0	0	0	0	0
22 to 30 days	0	0	0	0	0
31 to 60 days	0	0	0	0	0
61 to 90 days	0	0	0	0	0
91 to 180 days	0	0	0	0	0
181 to 365 days	0	0	0	0	0
366 to 730 days (1-2 Yrs)	0	0	0	0	0
Total (persons moved into housing)	18	2	16	0	0
Average length of time to housing	<i>8.33</i>	<i>8.00</i>	<i>8.38</i>	<i>0</i>	<i>0</i>
Persons who were exited without move-in	0	0	0	0	0
Total persons	18	2	16	0	0

Numbers in *green italics* have been recalculated or weighted based on available totals.

Q22d: Length of Participation by Household Type

	Total	Without Children	With Children and Adults	With Only Children	Unknown Household Type
7 days or less	378	137	239	2	0
8 to 14 days	175	53	118	4	0
15 to 21 days	99	29	70	0	0
22 to 30 days	59	23	36	0	0
31 to 60 days	62	56	6	0	0
61 to 90 days	60	37	23	0	0
91 to 180 days	84	79	5	0	0
181 to 365 days	78	62	16	0	0
366 to 730 days (1-2 Yrs)	40	40	0	0	0
731 days or more	15	15	0	0	0
Total	1,050	531	513	6	0

Q22e: Length of Time Prior to Housing - based on 3.917 Date Homelessness Started

	Total	Without Children	With Children and Adults	With Only Children	Unknown Household Type
7 days or less	173	170	3	0	0
8 to 14 days	24	24	0	0	0
15 to 21 days	14	14	0	0	0
22 to 30 days	23	21	2	0	0
31 to 60 days	28	19	9	0	0
61 to 90 days	22	17	5	0	0
91 to 180 days	27	25	2	0	0
181 to 365 days	56	50	6	0	0
366 to 730 days (1-2 Yrs)	17	17	0	0	0
731 days or more	57	57	0	0	0
Total	441	414	27	0	0
Not yet moved into housing	0	0	0	0	0
Data not collected	609	117	486	6	0
Total persons	1,050	531	513	6	0

Q22f: Length of Time between Project Start Date and Housing Move-in Date by Race and Ethnicity

	American Indian, Alaska Native, or Indigenous	Asian or Asian American	Black, African American, or African	Hispanic/Latina/e/o	Middle Eastern or North African	Native Hawaiian or Pacific Islander	White	At Least 1 Race and Hispanic/Latina/e/o	Multi-racial (does not include Hispanic/Latina/e/o)	Unknown (Don't Know, Preferred not to Answer, Data not Collected)
Persons Moved Into Housing	0	0	0	4	0	0	0	14	0	0
Persons Exited Without Move-In	0	0	0	0	0	0	0	0	0	0
Average time to Move-In	0	0	0	7.75	0	0	0	8.50	0	0
Median time to Move-In	Cannot calculate	Cannot calculate	Cannot calculate	Cannot calculate	Cannot calculate	Cannot calculate	Cannot calculate	Cannot calculate	Cannot calculate	Cannot calculate

New as of 10/1/2023.

Q22g: Length of Time Prior to Housing by Race and Ethnicity - based on 3.917 Date Homelessness Started

	American Indian, Alaska Native, or Indigenous	Asian or Asian American	Black, African American, or African	Hispanic/Latina/o	Middle Eastern or North African	Native Hawaiian or Pacific Islander	White	At Least 1 Race and Hispanic/Latina/o	Multi-racial (does not include Hispanic/Latina/o)	Unknown (Don't Know, Preferred not to Answer, Data not Collected)
Persons Moved Into Housing	1	0	14	87	0	0	35	182	0	0
Persons Not Yet Moved Into Housing	0	0	0	0	0	0	0	0	0	0
Average time to Move-In	90.00	0	392.07	231.95	0	0	1240.48	282.72	0	0
Median time to Move-In	Cannot calculate	Cannot calculate	Cannot calculate	Cannot calculate	Cannot calculate	Cannot calculate	Cannot calculate	Cannot calculate	Cannot calculate	Cannot calculate

New as of 10/1/2023.

Q23c: Exit Destination

	Total	Without Children	With Children and Adults	With Only Children	Unknown Household Type
Homeless Situations					
Place not meant for habitation (e.g., a vehicle, an abandoned building, bus/train/subway station/airport or anywhere outside)	4	4	0	0	0
Emergency shelter, including hotel or motel paid for with emergency shelter voucher, Host Home shelter	10	8	2	0	0
Safe Haven	0	0	0	0	0
Subtotal - Homeless Situations	14	12	2	0	0
Institutional Situations					
Foster care home or foster care group home	0	0	0	0	0
Hospital or other residential non-psychiatric medical facility	7	3	4	0	0
Jail, prison, or juvenile detention facility	2	1	0	1	0
Long-term care facility or nursing home	2	2	0	0	0
Psychiatric hospital or other psychiatric facility	0	0	0	0	0
Substance abuse treatment facility or detox center	0	0	0	0	0
Subtotal - Institutional Situations	11	6	4	1	0
Temporary Situations					
Transitional housing for homeless persons (including homeless youth)	5	0	5	0	0
Residential project or halfway house with no homeless criteria	0	0	0	0	0
Hotel or motel paid for without emergency shelter voucher	75	23	51	1	0
Host Home (non-crisis)	0	0	0	0	0
Staying or living with family, temporary tenure (e.g., room, apartment, or house)	169	91	75	3	0
Staying or living with friends, temporary tenure (e.g., room, apartment, or house)	105	74	31	0	0
Moved from one HOPWA funded project to HOPWA TH	0	0	0	0	0
Subtotal - Temporary Situations	354	188	162	4	0
Permanent Situations					
Staying or living with family, permanent tenure	86	23	62	1	0
Staying or living with friends, permanent tenure	5	5	0	0	0
Moved from one HOPWA funded project to HOPWA PH	0	0	0	0	0
Rental by client, no ongoing housing subsidy	197	29	168	0	0
Rental by client, with ongoing housing subsidy	25	5	20	0	0
Owned by client, with ongoing housing subsidy	0	0	0	0	0
Owned by client, no ongoing housing subsidy	16	6	10	0	0
Subtotal - Permanent Situations	329	68	260	1	0
Other Situations					
No Exit Interview Completed	89	54	35	0	0
Other	1	1	0	0	0
Deceased	0	0	0	0	0
Client Doesn't Know/Prefers Not to Answer	0	0	0	0	0
Data Not Collected	0	0	0	0	0
Subtotal - Other Situations	90	55	35	0	0
Total	798	329	463	6	0
Total persons exiting to positive housing destinations	358	97	260	1	0
Total persons whose destinations excluded them from the calculation	8	4	4	0	0
Percentage	45.32%	29.85%	56.64%	16.67%	0

Updated 10/1/2023: Rows reordered and grouped differently. Destinations with subsidies are now detailed in Q23d. Existing data has been updated to match new row order and relocated to Q23d as appropriate.

Numbers in *green italics* have been recalculated or weighted based on available totals.

Q23d: Exit Destination – Subsidy Type of Persons Exiting to Rental by Client With An Ongoing Subsidy

	Total	Without Children	With Children and Adults	With Only Children	Unknown Household Type
GPD TIP housing subsidy	0	0	0	0	0
VASH housing subsidy	0	0	0	0	0
RRH or equivalent subsidy	0	0	0	0	0
HCV voucher (tenant or project based) (not dedicated)	2	2	0	0	0
Public housing unit	3	0	3	0	0
Rental by client, with other ongoing housing subsidy	6	2	4	0	0
Housing Stability Voucher	12	1	11	0	0
Family Unification Program Voucher (FUP)	0	0	0	0	0
Foster Youth to Independence Initiative (FYI)	0	0	0	0	0
Permanent Supportive Housing	0	0	0	0	0
Other permanent housing dedicated for formerly homeless persons	0	0	0	0	0
TOTAL	23	5	18	0	0

New as of 10/1/2023: Existing data from Q23c prior to 10/1/2023 has been relocated to Q23d as appropriate.

Q23e: Exit Destination Type by Race and Ethnicity

	Total	American Indian, Alaska Native, or Indigenous	Asian or Asian American	Black, African American, or African	Hispanic/Latina/o	Middle Eastern or North African	Native Hawaiian or Pacific Islander	White	At Least 1 Race and Hispanic/Latina/o	Multi-racial (does not include Hispanic/Latina/o)	Unknown (Don't Know, Preferred not to Answer, Data not Collected)
Homeless Situations	14	0	0	4	2	0	0	1	6	0	1
Institutional Situations	11	0	0	0	1	0	0	5	5	0	0
Temporary Housing Situations	354	0	0	11	47	0	0	29	267	0	0
Permanent Housing Situations	329	0	1	0	8	0	0	21	295	0	4
Other	90	0	0	0	21	0	0	10	59	0	0
Total	798	0	1	15	79	0	0	66	632	0	5

New as of 10/1/2023.

Q24a: Homelessness Prevention Housing Assessment at Exit

	Total	Without Children	With Children and Adults	With Only Children	Unknown Household Type
Able to maintain the housing they had at project start--Without a subsidy	2	2	0	0	0
Able to maintain the housing they had at project start--With the subsidy they had at project start	0	0	0	0	0
Able to maintain the housing they had at project start--With an on-going subsidy acquired since project start	0	0	0	0	0
Able to maintain the housing they had at project start--Only with financial assistance other than a subsidy	0	0	0	0	0
Moved to new housing unit--With on-going subsidy	2	0	2	0	0
Moved to new housing unit--Without an on-going subsidy	0	0	0	0	0
Moved in with family/friends on a temporary basis	0	0	0	0	0
Moved in with family/friends on a permanent basis	0	0	0	0	0
Moved to a transitional or temporary housing facility or program	0	0	0	0	0
Client became homeless – moving to a shelter or other place unfit for human habitation	0	0	0	0	0
Jail/prison	0	0	0	0	0
Deceased	0	0	0	0	0
Client Doesn't Know/Prefers Not to Answer	0	0	0	0	0
Data not collected (no exit interview completed)	0	0	0	0	0
Total	4	2	2	0	0

Q24e: Sex

	Total	Without Children	With Children and Adults	With Only Children	Unknown Household Type
Female	2	2	0	0	0
Male	9	9	0	0	0
Client Doesn't Know/Prefers Not to Answer	0	0	0	0	0
Data Not Collected	1,039	520	513	6	0
Total	1,050	531	513	6	0

New as of 10/1/2025.

¹This lookup is provided by Sage. The CSV upload contains only the response code.

Q25a: Number of Veterans

	Total	Without Children	With Children and Adults	Unknown Household Type
Chronically Homeless Veteran	2	2	0	0
Non-Chronically Homeless Veteran	13	13	0	0
Not a Veteran	679	516	163	0
Client Doesn't Know/Prefers Not to Answer	0	0	0	0
Data Not Collected	0	0	0	0
Total	694	531	163	0

Q26b: Number of Chronically Homeless Persons by Household

	Total	Without Children	With Children and Adults	With Only Children	Unknown Household Type
Chronically Homeless	29	29	0	0	0
Not Chronically Homeless	988	480	503	5	0
Client Doesn't Know/Prefers Not to Answer	13	12	1	0	0
Data Not Collected	20	10	9	1	0
Total	1,050	531	513	6	0



U.S. Department of Housing and Urban Development
Office of Community Planning and Development
Integrated Disbursement and Information System
PR91 - ESG Financial Summary

DATE: 10-01-25
TIME: 10:07
PAGE: 1

LAREDO, TX
2023

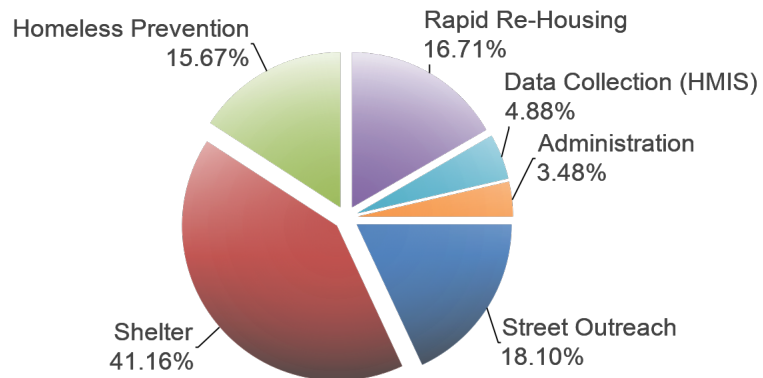
ESG Program Level Summary

Grant Number	Total Grant Amount	Total Funds Committed	Total Funds Available to Commit	% of Grant Funds Not Committed	Grant Funds Drawn	% of Grant Funds Drawn	Available to Draw	% Remaining to Draw
E23MC480505	\$299,176.00	\$299,176.00	\$0.00	0.00%	\$299,176.00	100.00%	\$0.00	0.00%

ESG Program Components

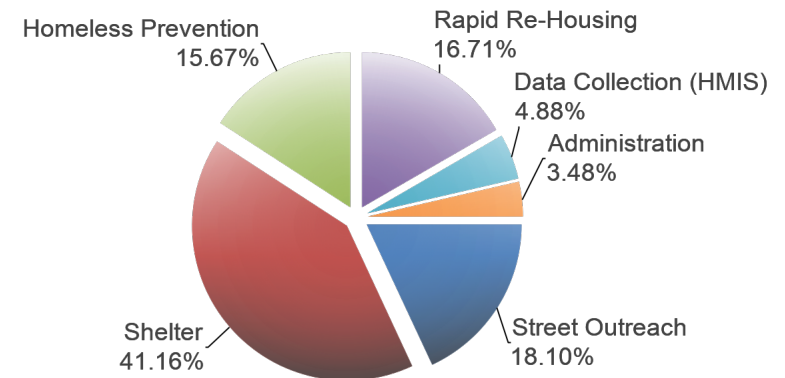
Activity Type	Total Committed to Activities	% of Grant Committed	Drawn Amount	% of Grant Drawn
Street Outreach	\$54,158.63	18.10%	\$54,158.63	18.10%
Shelter	\$123,139.00	41.16%	\$123,139.00	41.16%
Homeless Prevention	\$46,870.30	15.67%	\$46,870.30	15.67%
Rapid Re-Housing	\$50,000.00	16.71%	\$50,000.00	16.71%
Data Collection (HMIS)	\$14,600.41	4.88%	\$14,600.41	4.88%
Administration	\$10,407.66	3.48%	\$10,407.66	3.48%
Funds Not Committed	\$0.00	0.00%	\$0.00	0.00%
Funds Remaining to Draw	\$0.00	0.00%	\$0.00	0.00%
Total	\$299,176.00	100.00%	\$299,176.00	100.00%

Funds Committed



Street Outreach Shelter Homeless Prevention Rapid Re-Housing
Data Collection (HMIS) Administration Funds Not Committed Funds Remaining to Draw

Funds Drawn



Street Outreach Shelter Homeless Prevention Rapid Re-Housing
Data Collection (HMIS) Administration Funds Not Committed Funds Remaining to Draw



U.S. Department of Housing and Urban Development
Office of Community Planning and Development
Integrated Disbursement and Information System
PR91 - ESG Financial Summary

DATE: 10-01-25
TIME: 10:07
PAGE: 2

LAREDO, TX
2023

24-Month Grant Expenditure Deadline

All of the recipient's grant must be expended for eligible activity costs within 24 months after the date HUD signs the grant agreement with the recipient. Expenditure means either an actual cash disbursement for a direct charge for a good or service or an indirect cost or the accrual of a direct charge for a good or service or an indirect cost. This report uses draws in IDIS to measure expenditures. HUD allocated Fiscal Year 2011 ESG funds in two allocations. For FY2011, this Obligation Date is the date of the first allocation. This report does not list the Obligation Date, does not calculate the Expenditure Deadline, and does not track the Days Remaining for the FY 2011 second allocation.

Grant Amount: \$299,176.00

Grant Number	Draws to Date	HUD Obligation Date	Expenditure Deadline	Days Remaining to Meet Requirement Date	Expenditures Required
E23MC480505	\$299,176.00	11/02/2023	11/02/2025	32	\$0.00

60% Cap on Emergency Shelter and Street Outreach

The cap refers to the total amount of the recipient's fiscal year grant, allowed for emergency shelter and street outreach activities, is capped at 60 percent. This amount cannot exceed the greater of: (1) 60% of the overall grant for the year; or, (2) the amount of Fiscal Year 2010 ESG funds committed for homeless assistance activities. (Note: the HESG-CV grants are currently exempt from the 60% funding cap restrictions.)

Amount Committed to Shelter	Amount Committed to Street Outreach	Total Amount Committed to Shelter and Street Outreach	% Committed to Shelter and Street Outreach	2010 Funds Committed to Homeless Assistance Activities	Total Drawn for Shelter and Street Outreach	% Drawn for Shelter and Street Outreach
\$123,139.00	\$54,158.63	\$177,297.63	59.26%	\$123,618.00	\$177,297.63	59.26%



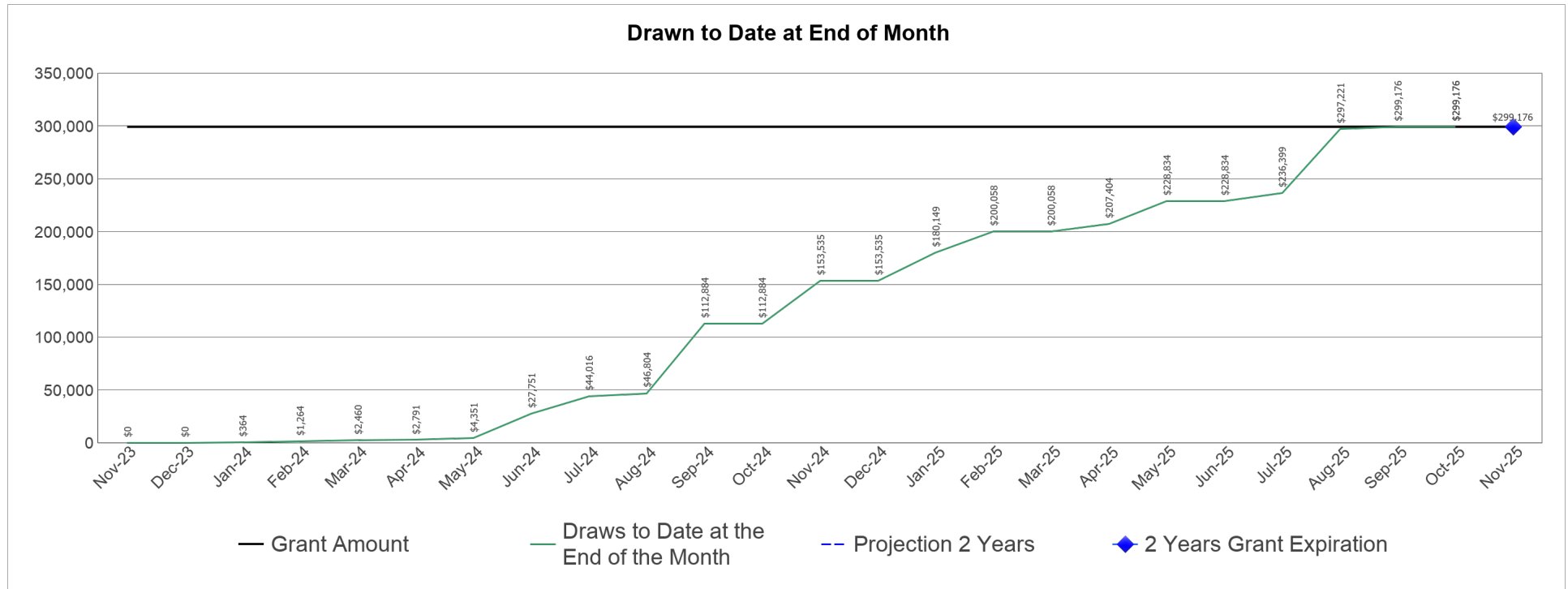
U.S. Department of Housing and Urban Development
Office of Community Planning and Development
Integrated Disbursement and Information System
PR91 - ESG Financial Summary

DATE: 10-01-25
TIME: 10:07
PAGE: 3

LAREDO, TX
2023

ESG Draws By Month (at the total grant level):

Grant Amount: 299,176.00



ESG Draws By Quarter (at the total grant level):

Quarter End Date	Draws for the Quarter	Draws to Date at the End of the Quarter	% Drawn for the Quarter	% Drawn to Date at End of Quarter
12/31/2023	\$0.00	\$0.00	0.00%	0.00%
03/31/2024	\$2,460.32	\$2,460.32	0.82%	0.82%
06/30/2024	\$25,290.82	\$27,751.14	8.45%	9.28%
09/30/2024	\$85,133.13	\$112,884.27	28.46%	37.73%
12/31/2024	\$40,650.47	\$153,534.74	13.59%	51.32%
03/31/2025	\$46,523.60	\$200,058.34	15.55%	66.87%
06/30/2025	\$28,775.48	\$228,833.82	9.62%	76.49%
09/30/2025	\$70,342.18	\$299,176.00	23.51%	100.00%
12/31/2025	\$0.00	\$299,176.00	0.00%	100.00%



U.S. Department of Housing and Urban Development
Office of Community Planning and Development
Integrated Disbursement and Information System
PR91 - ESG Financial Summary

DATE: 10-01-25
TIME: 10:07
PAGE: 4

LAREDO, TX
2023

ESG Subrecipient Commitments and Draws by Activity Category :

Subrecipient	Activity Type	Committed	Drawn
LAREDO	Street Outreach	\$17,158.63	\$17,158.63
	Data Collection (HMIS)	\$3,233.71	\$3,233.71
	Administration	\$10,407.66	\$10,407.66
	Total	\$30,800.00	\$30,800.00
	Total Remaining to be Drawn	\$0.00	\$0.00
	Percentage Remaining to be Drawn	\$0.00	0.00%
Bethany House of Laredo	Street Outreach	\$16,000.00	\$16,000.00
	Shelter	\$83,139.00	\$83,139.00
	Homeless Prevention	\$46,870.30	\$46,870.30
	Rapid Re-Housing	\$50,000.00	\$50,000.00
	Data Collection (HMIS)	\$11,366.70	\$11,366.70
	Total	\$207,376.00	\$207,376.00
	Total Remaining to be Drawn	\$0.00	\$0.00
	Percentage Remaining to be Drawn	\$0.00	0.00%
Casa de Misericordia	Shelter	\$40,000.00	\$40,000.00
	Total	\$40,000.00	\$40,000.00
	Total Remaining to be Drawn	\$0.00	\$0.00
	Percentage Remaining to be Drawn	\$0.00	0.00%
Catholic Charities of the Diocese of Laredo	Homeless Prevention	\$0.00	\$0.00
	Data Collection (HMIS)	\$0.00	\$0.00
	Total	\$0.00	\$0.00
	Total Remaining to be Drawn	\$0.00	\$0.00
	Percentage Remaining to be Drawn	\$0.00	100.00%
Serving Children and Adults in Need (SCAN)	Street Outreach	\$21,000.00	\$21,000.00
	Total	\$21,000.00	\$21,000.00
	Total Remaining to be Drawn	\$0.00	\$0.00
	Percentage Remaining to be Drawn	\$0.00	0.00%



U.S. Department of Housing and Urban Development
Office of Community Planning and Development
Integrated Disbursement and Information System
PR91 - ESG Financial Summary

LAREDO, TX
2023

ESG Subrecipients by Activity Category

Activity Type	Subecipient
Street Outreach	LAREDO
	Bethany House of Laredo
	Serving Children and Adults in Need (SCAN)
Shelter	Bethany House of Laredo
	Casa de Misericordia
Homeless Prevention	Bethany House of Laredo
	Catholic Charities of the Diocese of Laredo
Rapid Re-Housing	Bethany House of Laredo
Data Collection (HMIS)	LAREDO
	Bethany House of Laredo
	Catholic Charities of the Diocese of Laredo
Administration	LAREDO



U.S. Department of Housing and Urban Development
Office of Community Planning and Development
Integrated Disbursement and Information System
PR91 - ESG Financial Summary

DATE: 10-01-25
TIME: 10:08
PAGE: 1

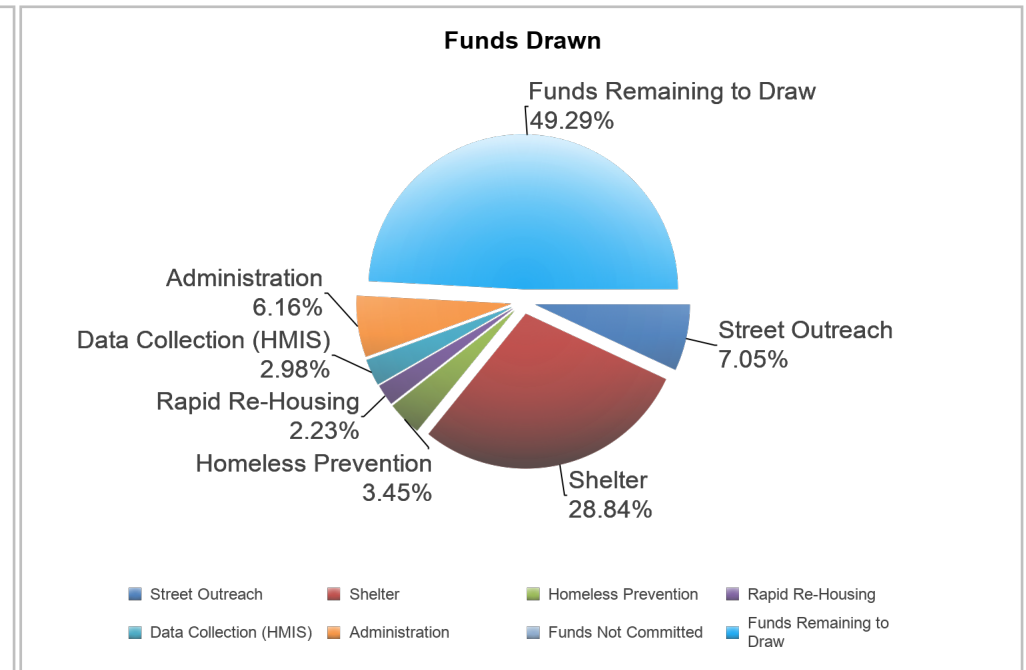
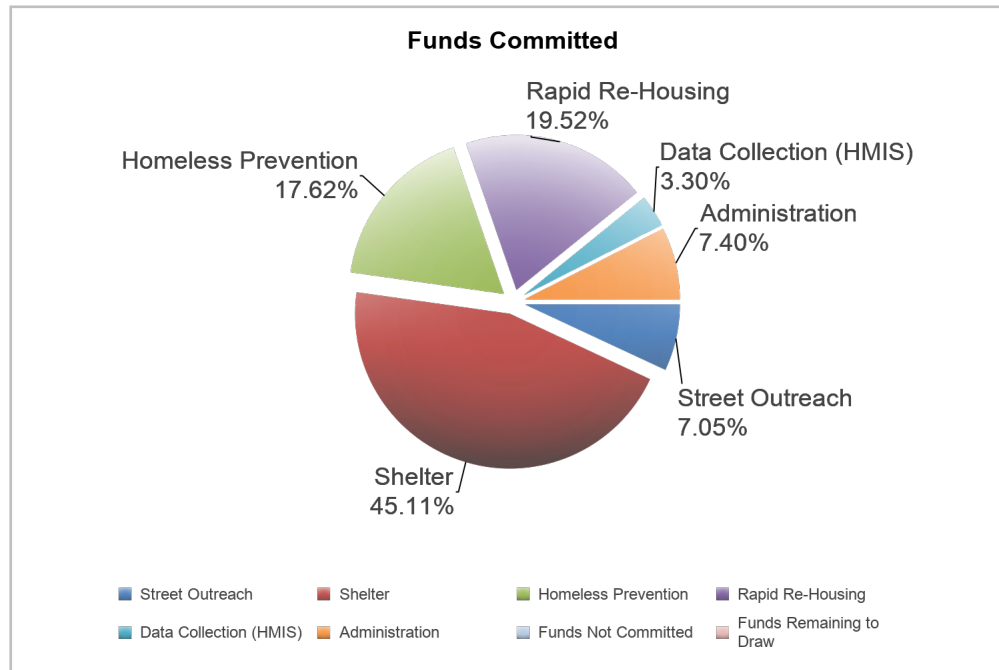
LAREDO, TX
2024

ESG Program Level Summary

Grant Number	Total Grant Amount	Total Funds Committed	Total Funds Available to Commit	% of Grant Funds Not Committed	Grant Funds Drawn	% of Grant Funds Drawn	Available to Draw	% Remaining to Draw
E24MC480505	\$283,741.00	\$283,741.00	\$0.00	0.00%	\$143,881.23	50.71%	\$139,859.77	49.29%

ESG Program Components

Activity Type	Total Committed to Activities	% of Grant Committed	Drawn Amount	% of Grant Drawn
Street Outreach	\$20,000.00	7.05%	\$20,000.00	7.05%
Shelter	\$128,000.00	45.11%	\$81,837.17	28.84%
Homeless Prevention	\$50,000.00	17.62%	\$9,788.37	3.45%
Rapid Re-Housing	\$55,391.00	19.52%	\$6,337.78	2.23%
Data Collection (HMIS)	\$9,350.00	3.30%	\$8,450.00	2.98%
Administration	\$21,000.00	7.40%	\$17,467.91	6.16%
Funds Not Committed	\$0.00	0.00%	\$0.00	0.00%
Funds Remaining to Draw	\$0.00	0.00%	\$139,859.77	49.29%
Total	\$283,741.00	100.00%	\$283,741.00	100.00%





U.S. Department of Housing and Urban Development
Office of Community Planning and Development
Integrated Disbursement and Information System
PR91 - ESG Financial Summary

DATE: 10-01-25
TIME: 10:08
PAGE: 2

LAREDO, TX
2024

24-Month Grant Expenditure Deadline

All of the recipient's grant must be expended for eligible activity costs within 24 months after the date HUD signs the grant agreement with the recipient. Expenditure means either an actual cash disbursement for a direct charge for a good or service or an indirect cost or the accrual of a direct charge for a good or service or an indirect cost. This report uses draws in IDIS to measure expenditures. HUD allocated Fiscal Year 2011 ESG funds in two allocations. For FY2011, this Obligation Date is the date of the first allocation. This report does not list the Obligation Date, does not calculate the Expenditure Deadline, and does not track the Days Remaining for the FY 2011 second allocation.

Grant Amount: \$283,741.00

Grant Number	Draws to Date	HUD Obligation Date	Expenditure Deadline	Days Remaining to Meet Requirement Date	Expenditures Required
E24MC480505	\$143,881.23	09/20/2024	09/20/2026	354	\$139,859.77

60% Cap on Emergency Shelter and Street Outreach

The cap refers to the total amount of the recipient's fiscal year grant, allowed for emergency shelter and street outreach activities, is capped at 60 percent. This amount cannot exceed the greater of: (1) 60% of the overall grant for the year; or, (2) the amount of Fiscal Year 2010 ESG funds committed for homeless assistance activities. (Note: the HESG-CV grants are currently exempt from the 60% funding cap restrictions.)

Amount Committed to Shelter	Amount Committed to Street Outreach	Total Amount Committed to Shelter and Street Outreach	% Committed to Shelter and Street Outreach	2010 Funds Committed to Homeless Assistance Activities	Total Drawn for Shelter and Street Outreach	% Drawn for Shelter and Street Outreach
\$128,000.00	\$20,000.00	\$148,000.00	52.16%	\$123,618.00	\$101,837.17	35.89%



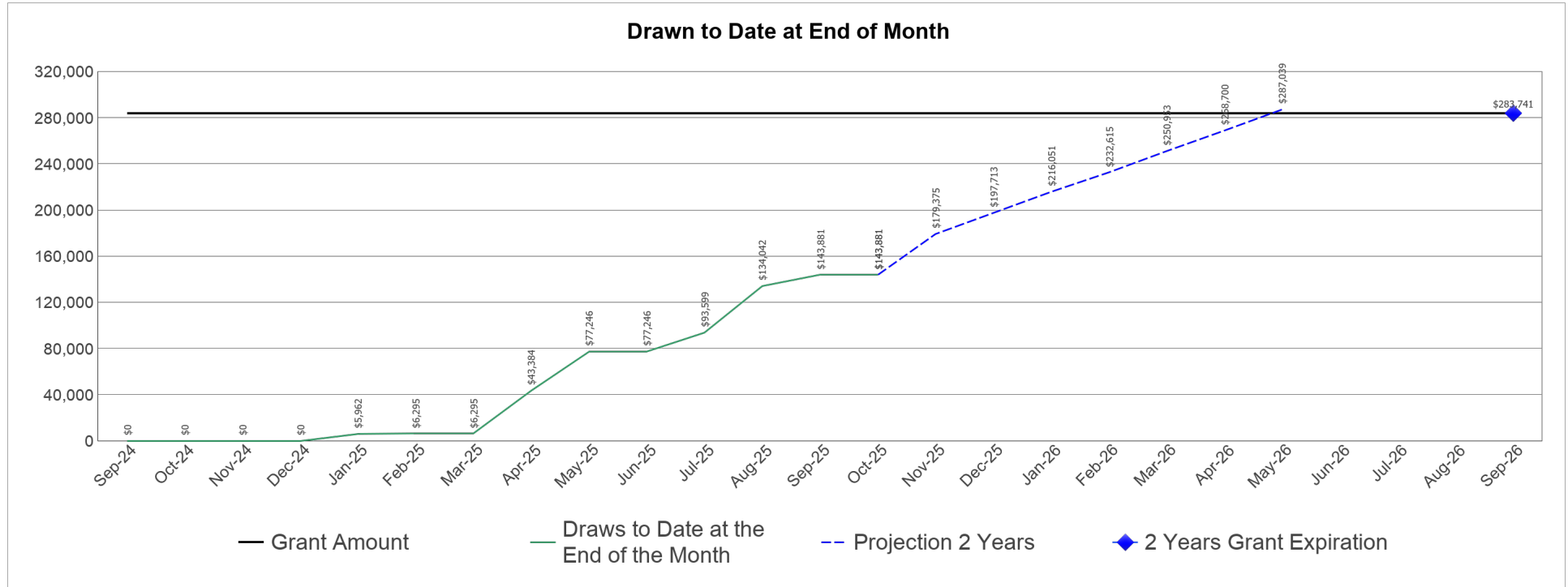
U.S. Department of Housing and Urban Development
Office of Community Planning and Development
Integrated Disbursement and Information System
PR91 - ESG Financial Summary

DATE: 10-01-25
TIME: 10:08
PAGE: 3

LAREDO, TX
2024

ESG Draws By Month (at the total grant level):

Grant Amount: 283,741.00



ESG Draws By Quarter (at the total grant level):

Quarter End Date	Draws for the Quarter	Draws to Date at the End of the Quarter	% Drawn for the Quarter	% Drawn to Date at End of Quarter
09/30/2024	\$0.00	\$0.00	0.00%	0.00%
12/31/2024	\$0.00	\$0.00	0.00%	0.00%
03/31/2025	\$6,294.84	\$6,294.84	2.22%	2.22%
06/30/2025	\$70,951.15	\$77,245.99	25.01%	27.22%
09/30/2025	\$66,635.24	\$143,881.23	23.48%	50.71%
12/31/2025	\$0.00	\$143,881.23	0.00%	50.71%



U.S. Department of Housing and Urban Development
Office of Community Planning and Development
Integrated Disbursement and Information System
PR91 - ESG Financial Summary

DATE: 10-01-25
TIME: 10:08
PAGE: 4

LAREDO, TX
2024

ESG Subrecipient Commitments and Draws by Activity Category :

Subrecipient	Activity Type	Committed	Drawn
LAREDO	Data Collection (HMIS)	\$1,350.00	\$450.00
	Administration	\$21,000.00	\$17,467.91
	Total	\$22,350.00	\$17,917.91
	Total Remaining to be Drawn	\$0.00	\$4,432.09
	Percentage Remaining to be Drawn	\$0.00	19.83%
Bethany House of Laredo	Street Outreach	\$20,000.00	\$20,000.00
	Shelter	\$88,000.00	\$76,064.65
	Homeless Prevention	\$50,000.00	\$9,788.37
	Rapid Re-Housing	\$55,391.00	\$6,337.78
	Data Collection (HMIS)	\$8,000.00	\$8,000.00
	Total	\$221,391.00	\$120,190.80
	Total Remaining to be Drawn	\$0.00	\$101,200.20
	Percentage Remaining to be Drawn	\$0.00	45.71%
Casa de Misericordia	Shelter	\$40,000.00	\$5,772.52
	Total	\$40,000.00	\$5,772.52
	Total Remaining to be Drawn	\$0.00	\$34,227.48
	Percentage Remaining to be Drawn	\$0.00	85.57%



U.S. Department of Housing and Urban Development
Office of Community Planning and Development
Integrated Disbursement and Information System
PR91 - ESG Financial Summary

LAREDO, TX
2024

ESG Subrecipients by Activity Category

Activity Type	Subecipient
Street Outreach	Bethany House of Laredo
Shelter	Bethany House of Laredo
	Casa de Misericordia
Homeless Prevention	Bethany House of Laredo
Rapid Re-Housing	Bethany House of Laredo
Data Collection (HMIS)	LAREDO
	Bethany House of Laredo
Administration	LAREDO

Attachment 3
THN Letter
(AFTER COMMENT PERIOD)



U.S. Department of Housing and Urban Development
Office of Community Planning and Development
Integrated Disbursement and Information System
CDBG Summary of Accomplishments
Program Year: 2024

DATE: 11-13-25
TIME: 16:00
PAGE: 1

LAREDO

Count of CDBG Activities with Disbursements by Activity Group & Matrix Code

Activity Group	Activity Category	Open Activities		Completed		Program Year	Total Activities
		Open Count	Disbursed	Count	Disbursed		
Acquisition	Acquisition of Real Property (01)	1	\$0.00	0	\$0.00	1	\$0.00
	Total Acquisition	1	\$0.00	0	\$0.00	1	\$0.00
Housing	Rehab; Single-Unit Residential (14A)	8	\$48,632.00	22	\$237,316.00	30	\$285,948.00
	Rehab; Multi-Unit Residential (14B)	1	\$888,023.67	0	\$0.00	1	\$888,023.67
	Rehabilitation Administration (14H)	2	\$318,026.86	2	\$0.00	4	\$318,026.86
	Code Enforcement (15)	1	\$372,213.78	1	\$0.00	2	\$372,213.78
	Total Housing	12	\$1,626,896.31	25	\$237,316.00	37	\$1,864,212.31
Public Facilities and Improvements	Parks, Recreational Facilities (03F)	1	\$663.50	7	\$254,238.18	8	\$254,901.68
	Water/Sewer Improvements (03J)	0	\$0.00	1	\$145,708.90	1	\$145,708.90
	Street Improvements (03K)	1	\$0.00	1	\$0.00	2	\$0.00
	Sidewalks (03L)	1	\$61,173.38	2	\$1,160.00	3	\$62,333.38
	Other Public Improvements Not Listed in 03A-03S (03Z)	0	\$0.00	1	\$33,260.10	1	\$33,260.10
	Total Public Facilities and Improvements	3	\$61,836.88	12	\$434,367.18	15	\$496,204.06
Public Services	Operating Costs of Homeless/AIDS Patients Programs (03T)	0	\$0.00	1	\$440,000.00	1	\$440,000.00
	Other Public Services Not Listed in 05A-05Y, 03T (05Z)	0	\$0.00	1	\$0.00	1	\$0.00
	Total Public Services	0	\$0.00	2	\$440,000.00	2	\$440,000.00
General Administration and Planning	General Program Administration (21A)	1	\$560,169.17	1	\$0.00	2	\$560,169.17
	Total General Administration and Planning	1	\$560,169.17	1	\$0.00	2	\$560,169.17
Repayment of Section 108 Loans	Planned Repayment of Section 108 Loan Principal (19F)	0	\$0.00	1	\$191,861.19	1	\$191,861.19
	Total Repayment of Section 108 Loans	0	\$0.00	1	\$191,861.19	1	\$191,861.19
Grand Total		17	\$2,248,902.36	41	\$1,303,544.37	58	\$3,552,446.73



U.S. Department of Housing and Urban Development
Office of Community Planning and Development
Integrated Disbursement and Information System
CDBG Summary of Accomplishments
Program Year: 2024

DATE: 11-13-25
TIME: 16:00
PAGE: 2

LAREDO

CDBG Sum of Actual Accomplishments by Activity Group and Accomplishment Type

Activity Group	Matrix Code	Accomplishment Type	Open Count	Completed Count	Program Year Totals
Acquisition	Acquisition of Real Property (01)	Housing Units	0	0	0
	Total Acquisition		0	0	0
Housing	Rehab; Single-Unit Residential (14A)	Housing Units	0	22	22
	Rehab; Multi-Unit Residential (14B)	Housing Units	0	0	0
	Rehabilitation Administration (14H)	Housing Units	0	2	2
	Code Enforcement (15)	Persons	0	142,935	142,935
	Total Housing		0	142,959	142,959
Public Facilities and Improvements	Parks, Recreational Facilities (03F)	Public Facilities	0	80,330	80,330
	Water/Sewer Improvements (03J)	Persons	0	6,110	6,110
	Street Improvements (03K)	Persons	0	6,140	6,140
	Sidewalks (03L)	Persons	0	28,120	28,120
		Public Facilities	0	0	0
	Other Public Improvements Not Listed in 03A-03S (03Z)	Persons	0	21,565	21,565
	Total Public Facilities and Improvements		0	142,265	142,265
Public Services	Operating Costs of Homeless/AIDS Patients Programs (03T)	Persons	0	590	590
	Other Public Services Not Listed in 05A-05Y, 03T (05Z)	Persons	0	138,545	138,545
	Total Public Services		0	139,135	139,135
Grand Total			0	424,359	424,359



U.S. Department of Housing and Urban Development
Office of Community Planning and Development
Integrated Disbursement and Information System
CDBG Summary of Accomplishments
Program Year: 2024

DATE: 11-13-25
TIME: 16:00
PAGE: 3

LAREDO

CDBG Beneficiaries by Racial / Ethnic Category

Housing-Non Housing	Race	Total Persons	Total Hispanic Persons	Total Households	Total Hispanic Households
Housing	White	0	0	24	23
	Total Housing	0	0	24	23
Non Housing	White	590	560	0	0
	Total Non Housing	590	560	0	0
Grand Total	White	590	560	24	23
	Total Grand Total	590	560	24	23



U.S. Department of Housing and Urban Development
Office of Community Planning and Development
Integrated Disbursement and Information System
CDBG Summary of Accomplishments
Program Year: 2024

DATE: 11-13-25
TIME: 16:00
PAGE: 4

LAREDO

CDBG Beneficiaries by Income Category [\(Click here to view activities\)](#)

Income Levels		Owner	Occupied	Renter	Occupied	Persons
Housing	Extremely Low (<=30%)		8		0	0
	Low (>30% and <=50%)		6		0	0
	Mod (>50% and <=80%)		7		0	0
	Total Low-Mod		21		0	0
	Non Low-Mod (>80%)		0		0	0
	Total Beneficiaries		21		0	0
Non Housing	Extremely Low (<=30%)		0		0	590
	Low (>30% and <=50%)		0		0	0
	Mod (>50% and <=80%)		0		0	0
	Total Low-Mod		0		0	590
	Non Low-Mod (>80%)		0		0	0
	Total Beneficiaries		0		0	590



U.S. Department of Housing and Urban Development
Office of Community Planning and Development
Integrated Disbursement and Information System
HOME Summary of Accomplishments

DATE: 11-13-25
TIME: 16:01
PAGE: 1

Program Year: 2024
Start Date 01-Oct-2024 - End Date 30-Sep-2025
LAREDO
Home Disbursements and Unit Completions

Activity Type	Disbursed Amount	Units Completed	Units Occupied
TBRA Families	\$448,251.76	105	105
First Time Homebuyers	\$370,000.00	7	7
Existing Homeowners	\$123,115.00	1	1
Total, Rentals and TBRA	\$448,251.76	105	105
Total, Homebuyers and Homeowners	\$493,115.00	8	8
Grand Total	\$941,366.76	113	113



U.S. Department of Housing and Urban Development
Office of Community Planning and Development
Integrated Disbursement and Information System
HOME Summary of Accomplishments

DATE: 11-13-25
TIME: 16:01
PAGE: 2

Program Year: 2024

Start Date 01-Oct-2024 - End Date 30-Sep-2025

LAREDO

Home Unit Completions by Percent of Area Median Income

Activity Type						Units Completed	
	0% - 30%	31% - 50%	51% - 60%	61% - 80%	Total 0% - 60%	Total 0% - 80%	
TBRA Families	96	9	0	0	105	105	
First Time Homebuyers	0	0	2	5	2	7	
Existing Homeowners	0	1	0	0	1	1	
Total, Rentals and TBRA	96	9	0	0	105	105	
Total, Homebuyers and Homeowners	0	1	2	5	3	8	
Grand Total	96	10	2	5	108	113	

Home Unit Reported As Vacant

Activity Type	Reported as Vacant
TBRA Families	0
First Time Homebuyers	0
Existing Homeowners	0
Total, Rentals and TBRA	0
Total, Homebuyers and Homeowners	0
Grand Total	0



U.S. Department of Housing and Urban Development
Office of Community Planning and Development
Integrated Disbursement and Information System
HOME Summary of Accomplishments

DATE: 11-13-25
TIME: 16:01
PAGE: 3

Program Year: 2024

Start Date 01-Oct-2024 - End Date 30-Sep-2025

LAREDO

Home Unit Completions by Racial / Ethnic Category

	TBRA Families		First Time Homebuyers		Existing Homeowners	
	Units Completed	Units Completed - Hispanics	Units Completed	Units Completed - Hispanics	Units Completed	Units Completed - Hispanics
White	105	102	7	7	1	1
Total	105	102	7	7	1	1

	Total, Rentals and TBRA		Total, Homebuyers and Homeowners		Grand Total	
	Units Completed	Units Completed - Hispanics	Units Completed	Units Completed - Hispanics	Units Completed	Units Completed - Hispanics
White	105	102	8	8	113	110
Total	105	102	8	8	113	110



Office of Community Planning and Development
U.S. Department of Housing and Urban Development
Integrated Disbursement and Information System
PR26 - CDBG Financial Summary Report

Program Year 2024
LAREDO , TX

DATE: 11-13-25
TIME: 15:56
PAGE: 1

PART I: SUMMARY OF CDBG RESOURCES

01 UNEXPENDED CDBG FUNDS AT END OF PREVIOUS PROGRAM YEAR	3,209,922.93
02 ENTITLEMENT GRANT	3,032,219.00
03 SURPLUS URBAN RENEWAL	0.00
04 SECTION 108 GUARANTEED LOAN FUNDS	0.00
05 CURRENT YEAR PROGRAM INCOME	62,792.17
05a CURRENT YEAR SECTION 108 PROGRAM INCOME (FOR SI TYPE)	0.00
06 FUNDS RETURNED TO THE LINE-OF-CREDIT	0.00
06a FUNDS RETURNED TO THE LOCAL CDBG ACCOUNT	0.00
07 ADJUSTMENT TO COMPUTE TOTAL AVAILABLE	0.00
08 TOTAL AVAILABLE (SUM, LINES 01-07)	6,304,934.10

PART II: SUMMARY OF CDBG EXPENDITURES

09 DISBURSEMENTS OTHER THAN SECTION 108 REPAYMENTS AND PLANNING/ADMINISTRATION	2,800,416.37
10 ADJUSTMENT TO COMPUTE TOTAL AMOUNT SUBJECT TO LOW/MOD BENEFIT	0.00
11 AMOUNT SUBJECT TO LOW/MOD BENEFIT (LINE 09 + LINE 10)	2,800,416.37
12 DISBURSED IN IDIS FOR PLANNING/ADMINISTRATION	560,169.17
13 DISBURSED IN IDIS FOR SECTION 108 REPAYMENTS	191,861.19
14 ADJUSTMENT TO COMPUTE TOTAL EXPENDITURES	0.00
15 TOTAL EXPENDITURES (SUM, LINES 11-14)	3,552,446.73
16 UNEXPENDED BALANCE (LINE 08 - LINE 15)	2,752,487.37

PART III: LOW/MOD BENEFIT THIS REPORTING PERIOD

17 EXPENDED FOR LOW/MOD HOUSING IN SPECIAL AREAS	0.00
18 EXPENDED FOR LOW/MOD MULTI-UNIT HOUSING	882,893.67
19 DISBURSED FOR OTHER LOW/MOD ACTIVITIES	1,912,392.70
20 ADJUSTMENT TO COMPUTE TOTAL LOW/MOD CREDIT	0.00
21 TOTAL LOW/MOD CREDIT (SUM, LINES 17-20)	2,795,286.37
22 PERCENT LOW/MOD CREDIT (LINE 21/LINE 11)	99.82%

LOW/MOD BENEFIT FOR MULTI-YEAR CERTIFICATIONS

23 PROGRAM YEARS(PY) COVERED IN CERTIFICATION	PY: PY: PY:
24 CUMULATIVE NET EXPENDITURES SUBJECT TO LOW/MOD BENEFIT CALCULATION	0.00
25 CUMULATIVE EXPENDITURES BENEFITING LOW/MOD PERSONS	0.00
26 PERCENT BENEFIT TO LOW/MOD PERSONS (LINE 25/LINE 24)	0.00%

PART IV: PUBLIC SERVICE (PS) CAP CALCULATIONS

27 DISBURSED IN IDIS FOR PUBLIC SERVICES	440,000.00
28 PS UNLIQUIDATED OBLIGATIONS AT END OF CURRENT PROGRAM YEAR	0.00
29 PS UNLIQUIDATED OBLIGATIONS AT END OF PREVIOUS PROGRAM YEAR	0.00
30 ADJUSTMENT TO COMPUTE TOTAL PS OBLIGATIONS	0.00
31 TOTAL PS OBLIGATIONS (LINE 27 + LINE 28 - LINE 29 + LINE 30)	440,000.00
32 ENTITLEMENT GRANT	3,032,219.00
33 PRIOR YEAR PROGRAM INCOME	59,580.68
34 ADJUSTMENT TO COMPUTE TOTAL SUBJECT TO PS CAP	0.00
35 TOTAL SUBJECT TO PS CAP (SUM, LINES 32-34)	3,091,799.68
36 PERCENT FUNDS OBLIGATED FOR PS ACTIVITIES (LINE 31/LINE 35)	14.23%

PART V: PLANNING AND ADMINISTRATION (PA) CAP

37 DISBURSED IN IDIS FOR PLANNING/ADMINISTRATION	560,169.17
38 PA UNLIQUIDATED OBLIGATIONS AT END OF CURRENT PROGRAM YEAR	0.00
39 PA UNLIQUIDATED OBLIGATIONS AT END OF PREVIOUS PROGRAM YEAR	0.00
40 ADJUSTMENT TO COMPUTE TOTAL PA OBLIGATIONS	0.00
41 TOTAL PA OBLIGATIONS (LINE 37 + LINE 38 - LINE 39 + LINE 40)	560,169.17
42 ENTITLEMENT GRANT	3,032,219.00
43 CURRENT YEAR PROGRAM INCOME	62,792.17
44 ADJUSTMENT TO COMPUTE TOTAL SUBJECT TO PA CAP	0.00
45 TOTAL SUBJECT TO PA CAP (SUM, LINES 42-44)	3,095,011.17
46 PERCENT FUNDS OBLIGATED FOR PA ACTIVITIES (LINE 41/LINE 45)	18.10%

LINE 17 DETAIL: ACTIVITIES TO CONSIDER IN DETERMINING THE AMOUNT TO ENTER ON LINE 17

No data returned for this view. This might be because the applied filter excludes all data.

LINE 18 DETAIL: ACTIVITIES TO CONSIDER IN DETERMINING THE AMOUNT TO ENTER ON LINE 18

Plan Year	IDIS Project	IDIS	Activity	Activity Name	Matrix Code	National Objective	Drawn Amount
2019	8	3385		Southern Hotel Rental Rehabilitation Program	14B	LMH	\$888,023.67
					14B	Matrix Code	\$888,023.67
Total							\$888,023.67

LINE 19 DETAIL: ACTIVITIES INCLUDED IN THE COMPUTATION OF LINE 19

Plan Year	IDIS Project	IDIS Activity	Voucher Number	Activity Name	Matrix Code	National Objective	Drawn Amount
2020	16	3668	6988179	District 7 Park Facility	03F	LMA	\$1,000.00
2021	17	3728	6998558	Los Martinez Park - Amenities	03F	LMA	\$23,495.00
2021	17	3779	7083862	Los Martinez Light Poles	03F	LMA	\$663.50
2021	35	3712	6998558	CDBG Maria E. Benavides Restrooms	03F	LMA	\$40,660.20
2021	35	3712	7008564	CDBG Maria E. Benavides Restrooms	03F	LMA	\$4,517.80
2022	33	3663	7008564	El Eden Park Imp. (Restrooms)	03F	LMA	\$87,317.99
2022	33	3663	7028805	El Eden Park Imp. (Restrooms)	03F	LMA	\$0.01
2022	33	3663	7052424	El Eden Park Imp. (Restrooms)	03F	LMA	\$9,702.00
2022	35	3665	6988179	Los Martinez Park - Walking Trails	03F	LMA	\$41,562.00
2022	35	3665	6994354	Los Martinez Park - Walking Trails	03F	LMA	\$28,247.60
2022	35	3665	6998558	Los Martinez Park - Walking Trails	03F	LMA	\$869.00
2022	35	3665	7008564	Los Martinez Park - Walking Trails	03F	LMA	\$1,885.00
2023	18	3715	6994354	Arturo Benavides Splash Pad Site Amenities	03F	LMA	\$14,981.58
					03F	Matrix Code	\$254,901.68
2023	8	3699	6988179	Three Points Village Subdivision Project	03J	LMA	\$44,118.90
2023	8	3699	6994354	Three Points Village Subdivision Project	03J	LMA	\$85,302.80
2023	8	3699	7005129	Three Points Village Subdivision Project	03J	LMA	\$4,807.80
2023	8	3699	7052424	Three Points Village Subdivision Project	03J	LMA	\$11,479.40
					03J	Matrix Code	\$145,708.90
2020	34	3657	7022187	District 1 sidewalk (La Pita Mangana)	03L	LMA	\$730.00
2022	18	3667	6988179	CDBG Poggenphol Sidewalks	03L	LMA	\$59,888.38
2022	18	3667	7008564	CDBG Poggenphol Sidewalks	03L	LMA	\$1,285.00
2022	34	3664	6998525	District 3 sidewalks (Marcella St)	03L	LMA	\$430.00
					03L	Matrix Code	\$62,333.38
2024	5	3738	7005129	Public Service - Bethany House Expansion	03T	LMC	\$160.00
2024	5	3738	7008564	Public Service - Bethany House Expansion	03T	LMC	\$34,866.53
2024	5	3738	7022187	Public Service - Bethany House Expansion	03T	LMC	\$18,210.09
2024	5	3738	7029344	Public Service - Bethany House Expansion	03T	LMC	\$12,607.98
2024	5	3738	7049468	Public Service - Bethany House Expansion	03T	LMC	\$19,692.98
2024	5	3738	7052424	Public Service - Bethany House Expansion	03T	LMC	\$36,997.16
2024	5	3738	7059302	Public Service - Bethany House Expansion	03T	LMC	\$14,544.50
2024	5	3738	7070606	Public Service - Bethany House Expansion	03T	LMC	\$302,920.76
					03T	Matrix Code	\$440,000.00
2021	34	3601	7029344	El Eden I-Net Fiber Optic	03Z	LMA	\$33,260.10
					03Z	Matrix Code	\$33,260.10
2023	3	3710	6988343	HRL-4608 F&MAC	14A	LMH	\$41.00
2024	3	3720	6988179	LG-4616 T&AB	14A	LMH	\$14,800.00
2024	3	3727	6988179	LG-4612 MER	14A	LMH	\$14,800.00
2024	3	3729	6994354	LG-4620 EV	14A	LMH	\$15,000.00
2024	3	3730	6994354	LG-4619 SH	14A	LMH	\$14,900.00
2024	3	3735	6998558	LG-4623 GDL	14A	LMH	\$14,900.00
2024	3	3736	6988343	LG-4624 RMM	14A	LMH	\$14,500.00
2024	3	3737	7008564	LG 4703 MLV	14A	LMH	\$14,700.00
2024	3	3743	7008564	LG 4701 - AMG	14A	LMH	\$12,130.00
2024	3	3744	7008564	LG 4702 - MTR	14A	LMH	\$13,680.00
2024	3	3758	7059302	LG - 4710 RS	14A	LMH	\$10,750.00
2024	3	3759	7059302	LG - 4711 HMLJ	14A	LMH	\$14,080.00
2024	3	3760	7059302	LG-4708 SJR	14A	LMH	\$14,680.00
2024	3	3761	7071289	LG-4709 MG	14A	LMH	\$14,475.00
2024	3	3762	7071289	LG-4713	14A	LMH	\$13,680.00

Plan Year	IDIS Project	IDIS Activity	Voucher Number	Activity Name			Matrix Code	National Objective	Drawn Amount
2024	3	3765	7070606	HRL-4707 J&GC			14A	LMH	\$8,431.00
2024	3	3765	7083862	HRL-4707 J&GC			14A	LMH	\$13,950.00
2024	3	3766	7083862	HRL-4705 EG			14A	LMH	\$12,825.00
2024	3	3771	7070606	HRL-4622 AGS			14A	LMH	\$158.00
2024	3	3772	7071289	LG-4715 GMCO			14A	LMH	\$14,500.00
2024	3	3774	7083862	LG 4718 - LB			14A	LMH	\$13,268.00
2024	9	3733	6998541	LG-4618 JSA			14A	LMH	\$14,500.00
2024	9	3764	7071289	LG-4714			14A	LMH	\$11,200.00
							14A	Matrix Code	\$285,948.00
2024	2	3722	6983442	Housing Rehabilitation Administration (2024)			14H	LMH	\$9,240.11
2024	2	3722	6983477	Housing Rehabilitation Administration (2024)			14H	LMH	\$28,382.87
2024	2	3722	6988279	Housing Rehabilitation Administration (2024)			14H	LMH	\$793.33
2024	2	3722	6988336	Housing Rehabilitation Administration (2024)			14H	LMH	\$17,735.33
2024	2	3722	6988351	Housing Rehabilitation Administration (2024)			14H	LMH	\$10,563.21
2024	2	3722	6998544	Housing Rehabilitation Administration (2024)			14H	LMH	\$8,983.12
2024	2	3722	6998551	Housing Rehabilitation Administration (2024)			14H	LMH	\$10,178.56
2024	2	3722	7005127	Housing Rehabilitation Administration (2024)			14H	LMH	\$11,096.66
2024	2	3722	7010190	Housing Rehabilitation Administration (2024)			14H	LMH	\$15,582.03
2024	2	3722	7013789	Housing Rehabilitation Administration (2024)			14H	LMH	\$10,747.58
2024	2	3722	7028805	Housing Rehabilitation Administration (2024)			14H	LMH	\$2,001.90
2024	2	3722	7031972	Housing Rehabilitation Administration (2024)			14H	LMH	\$20,403.08
2024	2	3722	7043661	Housing Rehabilitation Administration (2024)			14H	LMH	\$35,752.02
2024	2	3722	7052430	Housing Rehabilitation Administration (2024)			14H	LMH	\$23,933.34
2024	2	3722	7059305	Housing Rehabilitation Administration (2024)			14H	LMH	\$23,954.99
2024	2	3722	7064212	Housing Rehabilitation Administration (2024)			14H	LMH	\$1,543.57
2024	2	3722	7065158	Housing Rehabilitation Administration (2024)			14H	LMH	\$28,000.84
2024	2	3722	7068631	Housing Rehabilitation Administration (2024)			14H	LMH	\$1,004.23
2024	2	3722	7070610	Housing Rehabilitation Administration (2024)			14H	LMH	\$41,864.96
2024	2	3722	7070615	Housing Rehabilitation Administration (2024)			14H	LMH	\$43.34
2024	2	3722	7083985	Housing Rehabilitation Administration (2024)			14H	LMH	\$13,911.68
2024	8	3723	7071289	Housing Rehabilitation Revolving Loan Administration (2024)			14H	LMH	\$2,304.46
2024	8	3723	7083864	Housing Rehabilitation Revolving Loan Administration (2024)			14H	LMH	\$5.65
							14H	Matrix Code	\$318,026.86
2024	4	3725	6983442	Code Enforcement (2024)			15	LMA	\$18,797.90
2024	4	3725	6983477	Code Enforcement (2024)			15	LMA	\$45,767.88
2024	4	3725	6988279	Code Enforcement (2024)			15	LMA	\$1,902.01
2024	4	3725	6988336	Code Enforcement (2024)			15	LMA	\$34,657.40
2024	4	3725	6988351	Code Enforcement (2024)			15	LMA	\$14,842.82
2024	4	3725	6998544	Code Enforcement (2024)			15	LMA	\$15,568.98
2024	4	3725	6998551	Code Enforcement (2024)			15	LMA	\$25,674.68
2024	4	3725	7005127	Code Enforcement (2024)			15	LMA	\$22,373.74
2024	4	3725	7013789	Code Enforcement (2024)			15	LMA	\$2,420.26
2024	4	3725	7028805	Code Enforcement (2024)			15	LMA	\$4,751.10
2024	4	3725	7031972	Code Enforcement (2024)			15	LMA	\$28,261.29
2024	4	3725	7043661	Code Enforcement (2024)			15	LMA	\$39,129.44
2024	4	3725	7052430	Code Enforcement (2024)			15	LMA	\$27,134.67
2024	4	3725	7059305	Code Enforcement (2024)			15	LMA	\$24,185.54
2024	4	3725	7064212	Code Enforcement (2024)			15	LMA	\$3,060.01
2024	4	3725	7065158	Code Enforcement (2024)			15	LMA	\$24,919.36
2024	4	3725	7068631	Code Enforcement (2024)			15	LMA	\$1,616.75
2024	4	3725	7070610	Code Enforcement (2024)			15	LMA	\$23,435.70
2024	4	3725	7070615	Code Enforcement (2024)			15	LMA	\$135.72
2024	4	3725	7083985	Code Enforcement (2024)			15	LMA	\$13,578.53
							15	Matrix Code	\$372,213.78
Total									\$1,912,392.70

LINE 27 DETAIL: ACTIVITIES INCLUDED IN THE COMPUTATION OF LINE 27

Plan Year	IDIS Project	IDIS Activity	Voucher Number	Activity to prevent, prepare for, and respond to Coronavirus	Activity Name	Grant Number	Fund Type	Matrix Code	National Objective	Drawn Amount
2024	5	3738	7005129	No	Public Service - Bethany House Expansion	B24MC480505	EN	03T	LMC	\$160.00
2024	5	3738	7008564	No	Public Service - Bethany House Expansion	B24MC480505	EN	03T	LMC	\$34,866.53
2024	5	3738	7022187	No	Public Service - Bethany House Expansion	B24MC480505	EN	03T	LMC	\$18,210.09
2024	5	3738	7029344	No	Public Service - Bethany House Expansion	B24MC480505	EN	03T	LMC	\$12,607.98
2024	5	3738	7049468	No	Public Service - Bethany House Expansion	B24MC480505	EN	03T	LMC	\$19,692.98
2024	5	3738	7052424	No	Public Service - Bethany House Expansion	B24MC480505	EN	03T	LMC	\$36,997.16
2024	5	3738	7059302	No	Public Service - Bethany House Expansion	B24MC480505	EN	03T	LMC	\$14,544.50



Office of Community Planning and Development
U.S. Department of Housing and Urban Development
Integrated Disbursement and Information System
PR26 - CDBG-CV Financial Summary Report
LAREDO , TX

DATE: 10-01-25
TIME: 10:14
PAGE: 1

PART I: SUMMARY OF CDBG-CV RESOURCES

01 CDBG-CV GRANT	4,430,467.00
02 FUNDS RETURNED TO THE LINE-OF-CREDIT	0.00
03 FUNDS RETURNED TO THE LOCAL CDBG ACCOUNT	0.00
04 TOTAL CDBG-CV FUNDS AWARDED	4,430,467.00

PART II: SUMMARY OF CDBG-CV EXPENDITURES

05 DISBURSEMENTS OTHER THAN SECTION 108 REPAYMENTS AND PLANNING/ADMINISTRATION	3,868,731.03
06 DISBURSED IN IDIS FOR PLANNING/ADMINISTRATION	561,315.32
07 DISBURSED IN IDIS FOR SECTION 108 REPAYMENTS	0.00
08 TOTAL EXPENDITURES (SUM, LINES 05 - 07)	4,430,046.35
09 UNEXPENDED BALANCE (LINE 04 - LINE8)	420.65

PART III: LOWMOD BENEFIT FOR THE CDBG-CV GRANT

10 EXPENDED FOR LOW/MOD HOUSING IN SPECIAL AREAS	0.00
11 EXPENDED FOR LOW/MOD MULTI-UNIT HOUSING	0.00
12 DISBURSED FOR OTHER LOW/MOD ACTIVITIES	3,860,594.84
13 TOTAL LOW/MOD CREDIT (SUM, LINES 10 - 12)	3,860,594.84
14 AMOUNT SUBJECT TO LOW/MOD BENEFIT (LINE 05)	3,868,731.03
15 PERCENT LOW/MOD CREDIT (LINE 13/LINE 14)	99.79%

PART IV: PUBLIC SERVICE (PS) CALCULATIONS

16 DISBURSED IN IDIS FOR PUBLIC SERVICES	2,528,731.03
17 CDBG-CV GRANT	4,430,467.00
18 PERCENT OF FUNDS DISBURSED FOR PS ACTIVITIES (LINE 16/LINE 17)	57.08%

PART V: PLANNING AND ADMINISTRATION (PA) CAP

19 DISBURSED IN IDIS FOR PLANNING/ADMINISTRATION	561,315.32
20 CDBG-CV GRANT	4,430,467.00
21 PERCENT OF FUNDS DISBURSED FOR PA ACTIVITIES (LINE 19/LINE 20)	12.67%



Office of Community Planning and Development
U.S. Department of Housing and Urban Development
Integrated Disbursement and Information System
PR26 - CDBG-CV Financial Summary Report
LAREDO , TX

DATE: 10-01-25
TIME: 10:14
PAGE: 2

LINE 10 DETAIL: ACTIVITIES TO CONSIDER IN DETERMINING THE AMOUNT TO ENTER ON LINE 10

No data returned for this view. This might be because the applied filter excludes all data.

LINE 11 DETAIL: ACTIVITIES TO CONSIDER IN DETERMINING THE AMOUNT TO ENTER ON LINE 11

No data returned for this view. This might be because the applied filter excludes all data.

LINE 12 DETAIL: ACTIVITIES INCLUDED IN THE COMPUTATION OF LINE 12

Plan Year	IDIS Project	IDIS Activity	Voucher Number	Activity Name	Matrix Code	National Objective	Drawn Amount
2019	29	3532	6571939	LE-034	05Q	LMC	\$13,691.79
			6578406	LE-034	05Q	LMC	\$152.65
			6584270	LE-034	05Q	LMC	\$692.91
			6593981	LE-034	05Q	LMC	\$742.20
			6601425	LE-034	05Q	LMC	\$794.30
			6614157	LE-034	05Q	LMC	\$788.19
			6626918	LE-034	05Q	LMC	\$797.94
		3533	6571939	CC-031	05Q	LMC	\$5,133.42
			6578406	CC-031	05Q	LMC	\$446.73
			6584270	CC-031	05Q	LMC	\$1,477.89
			6593981	CC-031	05Q	LMC	\$1,520.66
			6601425	CC-031	05Q	LMC	\$1,293.58
			6614157	CC-031	05Q	LMC	\$1,406.78
			6626918	CC-031	05Q	LMC	\$1,378.00
		3534	6571939	RC-035	05Q	LMC	\$10,842.05
			6578406	RC-035	05Q	LMC	\$113.32
			6584270	RC-035	05Q	LMC	\$1,439.30
			6593981	RC-035	05Q	LMC	\$1,381.39
			6601425	RC-035	05Q	LMC	\$1,377.96
			6626918	RC-035	05Q	LMC	\$2,789.64
		3535	6571939	JG-M036	05Q	LMC	\$10,243.96
			6584270	JG-M036	05Q	LMC	\$1,119.37
			6593981	JG-M036	05Q	LMC	\$896.69
			6601425	JG-M036	05Q	LMC	\$817.20
			6614157	JG-M036	05Q	LMC	\$896.49
			6614160	JG-M036	05Q	LMC	\$67.79
			6626918	JG-M036	05Q	LMC	\$817.20
		3536	6571939	SF-M038	05Q	LMC	\$18,248.07
			6584270	SF-M038	05Q	LMC	\$968.14
			6593981	SF-M038	05Q	LMC	\$968.14
			6601425	SF-M038	05Q	LMC	\$968.14
			6614157	SF-M038	05Q	LMC	\$968.14
			6626918	SF-M038	05Q	LMC	\$993.27
		3537	6571939	MS-M032	05Q	LMC	\$20,689.77
			6584270	MS-M032	05Q	LMC	\$2,535.53
			6593981	MS-M032	05Q	LMC	\$2,535.53
			6626918	MS-M032	05Q	LMC	\$2,535.53



Office of Community Planning and Development
U.S. Department of Housing and Urban Development
Integrated Disbursement and Information System
PR26 - CDBG-CV Financial Summary Report
LAREDO , TX

DATE: 10-01-25
TIME: 10:14
PAGE: 3

Plan Year	IDIS Project	IDIS Activity	Voucher Number	Activity Name	Matrix Code	National Objective	Drawn Amount
2019	29	3538	6571939	JF-M037	05Q	LMC	\$2,877.01
			6578406	JF-M037	05Q	LMC	\$590.27
			6584270	JF-M037	05Q	LMC	\$819.81
			6593981	JF-M037	05Q	LMC	\$819.81
			6601425	JF-M037	05Q	LMC	\$1,037.35
			6614157	JF-M037	05Q	LMC	\$1,089.03
			6626918	JF-M037	05Q	LMC	\$986.91
			6584270	SG-M039	05Q	LMC	\$6,478.29
		3539	6593981	SG-M039	05Q	LMC	\$925.47
			6601425	SG-M039	05Q	LMC	\$925.47
			6614157	SG-M039	05Q	LMC	\$925.47
			6626918	SG-M039	05Q	LMC	\$925.47
			6636111	SG-M039	05Q	LMC	\$826.79
			6445333	JR-R001	05Q	LMC	\$4,763.10
2020	27	3400	6448527	JR-R001	05Q	LMC	\$66.04
			6475717	JR-R001	05Q	LMC	\$2,859.38
			6479745	JR-R001	05Q	LMC	\$1,400.00
			6448527	JER-R002	05Q	LMC	\$7,904.03
		3415	6475717	JER-R002	05Q	LMC	\$1,050.00
			6448527	BM-R003	05Q	LMC	\$7,800.00
		3416	6448527	JLM- R004	05Q	LMC	\$3,235.47
			6475717	JLM- R004	05Q	LMC	\$1,791.75
		3417	6479745	JLM- R004	05Q	LMC	\$941.75
			6475717	DL-R005	05Q	LMC	\$2,920.00
		3418	6479745	DL-R005	05Q	LMC	\$625.00
			6492460	DL-R005	05Q	LMC	\$625.00
		3419	6475717	JM-R006	05Q	LMC	\$5,050.00
		3420	6475717	JC-R008	05Q	LMC	\$6,770.00
			6479745	JC-R008	05Q	LMC	\$1,200.00
		3421	6475717	AC-R009	05Q	LMC	\$5,400.00
			6479745	AC-R009	05Q	LMC	\$1,200.00
		3422	6475717	MCG-R010	05Q	LMC	\$2,570.40
			6479745	MCG-R010	05Q	LMC	\$612.00
			6489691	MCG-R010	05Q	LMC	\$612.00
		3423	6475717	JMC-R012	05Q	LMC	\$3,295.00
			6479745	JMC-R012	05Q	LMC	\$590.00
		3424	6475717	LG-R013	05Q	LMC	\$4,900.00
			6479745	LG-R013	05Q	LMC	\$1,000.00
		3435	6475717	VR-R014	05Q	LMC	\$3,869.75
			6479745	VR-R014	05Q	LMC	\$825.00
			6492460	VR-R014	05Q	LMC	\$825.00
		3436	6475717	RA-R011	05Q	LMC	\$3,200.00
			6479745	RA-R011	05Q	LMC	\$800.00
			6492460	RA-R011	05Q	LMC	\$800.00
		3437	6475717	LH-R015	05Q	LMC	\$4,740.00
		3438	6475717	MF-R016	05Q	LMC	\$9,300.00
		3439	6475717	RM-R017	05Q	LMC	\$3,079.59
			6479745	RM-R017	05Q	LMC	\$650.00
			6489691	RM-R017	05Q	LMC	\$21.64
			6492460	RM-R017	05Q	LMC	\$650.00
		3440	6479745	CG-R021	05Q	LMC	\$4,319.50
			6489691	CG-R021	05Q	LMC	\$815.00
		3441	6479745	KV-R022	05Q	LMC	\$5,250.00
		3442	6475717	RE-M001	05Q	LMC	\$9,064.27
		3443	6475717	EV-M002	05Q	LMC	\$286.47
			6479745	EV-M002	05Q	LMC	\$4,784.32
			6489691	EV-M002	05Q	LMC	\$1,215.13
			6492460	EV-M002	05Q	LMC	\$1,220.60
		3444	6479745	FG-M003	05Q	LMC	\$3,646.98
		3445	6479745	LG-M004	05Q	LMC	\$5,494.97
			6489691	LG-M004	05Q	LMC	\$1,336.41



Office of Community Planning and Development
U.S. Department of Housing and Urban Development
Integrated Disbursement and Information System
PR26 - CDBG-CV Financial Summary Report
LAREDO , TX

DATE: 10-01-25
TIME: 10:14
PAGE: 4

Plan Year	IDIS Project	IDIS Activity	Voucher Number	Activity Name	Matrix Code	National Objective	Drawn Amount
2020	27	3445	6510475	LG-M004	05Q	LMC	\$193.38
		3446	6479745	AE-R020	05Q	LMC	\$7,700.00
		3447	6479745	VS-R026	05Q	LMC	\$3,676.50
		3448	6479745	LG-R025	05Q	LMC	\$7,000.00
			6489691	LG-R025	05Q	LMC	\$1,200.00
		3449	6479745	DF-R024	05Q	LMC	\$3,560.00
			6489691	DF-R024	05Q	LMC	\$890.00
			6492460	DF-R024	05Q	LMC	\$890.00
		3450	6479745	JS-R023	05Q	LMC	\$2,950.00
			6489691	JS-R023	05Q	LMC	\$950.00
			6510475	JS-R023	05Q	LMC	\$950.00
			6525117	JS-R023	05Q	LMC	\$950.00
		3451	6479745	EA-M005	05Q	LMC	\$3,534.95
			6489691	EA-M005	05Q	LMC	\$706.99
		3452	6479745	MD-006	05Q	LMC	\$4,753.53
		3456	6479745	MH-R019	05Q	LMC	\$3,850.00
			6489691	MH-R019	05Q	LMC	\$720.00
		3457	6479745	CR-R028	05Q	LMC	\$4,200.00
		3464	6479745	JM-M007	05Q	LMC	\$8,068.85
		3465	6489691	MV-M008	05Q	LMC	\$4,605.21
			6492460	MV-M008	05Q	LMC	\$973.57
			6510475	MV-M008	05Q	LMC	\$1,015.81
			6525117	MV-M008	05Q	LMC	\$58.36
		3466	6489691	OR-R027	05Q	LMC	\$4,434.17
			6492460	OR-R027	05Q	LMC	\$783.19
		3467	6489691	ER-R032	05Q	LMC	\$4,557.56
			6492460	ER-R032	05Q	LMC	\$105.58
			6510475	ER-R032	05Q	LMC	\$875.00
		3468	6489691	JO-R34	05Q	LMC	\$8,415.00
		3469	6489691	AR-R036	05Q	LMC	\$3,930.00
			6510475	AR-R036	05Q	LMC	\$875.00
			6525117	AR-R036	05Q	LMC	\$875.00
		3470	6489691	EB-R037	05Q	LMC	\$4,280.00
			6492460	EB-R037	05Q	LMC	\$950.00
			6510475	EB-R037	05Q	LMC	\$950.00
		3471	6489691	PR-R038	05Q	LMC	\$5,348.94
			6492460	PR-R038	05Q	LMC	\$964.00
		3472	6489691	CV-R039	05Q	LMC	\$4,346.02
			6492460	CV-R039	05Q	LMC	\$1,200.00
			6510475	CV-R039	05Q	LMC	\$1,200.00
			6525117	CV-R039	05Q	LMC	\$1,200.00
		3473	6489691	NO-R040	05Q	LMC	\$5,900.00
			6492460	NO-R040	05Q	LMC	\$1,250.00
			6510475	NO-R040	05Q	LMC	\$1,250.00
		3475	6492460	EF-R044	05Q	LMC	\$7,292.86
			6510475	EF-R044	05Q	LMC	\$1,930.23
			6525117	EF-R044	05Q	LMC	\$1,944.74
		3476	6492460	SR-R035	05Q	LMC	\$2,365.20
			6510475	SR-R035	05Q	LMC	\$474.00
			6525117	SR-R035	05Q	LMC	\$474.00
		3479	6489691	JF-R045	05Q	LMC	\$4,020.34
			6492460	JF-R045	05Q	LMC	\$600.00
			6510475	JF-R045	05Q	LMC	\$600.00
		3480	6489691	MR-R048	05Q	LMC	\$990.00
			6492460	MR-R048	05Q	LMC	\$920.00
			6510475	MR-R048	05Q	LMC	\$920.00
			6525117	MR-R048	05Q	LMC	\$920.00
			6532442	MR-R048	05Q	LMC	\$920.00
			6540851	MR-R048	05Q	LMC	\$920.00
		3481	6489691	MV-R042	05Q	LMC	\$3,507.00
			6492460	MV-R042	05Q	LMC	\$800.00



Office of Community Planning and Development
U.S. Department of Housing and Urban Development
Integrated Disbursement and Information System
PR26 - CDBG-CV Financial Summary Report
LAREDO , TX

DATE: 10-01-25
TIME: 10:14
PAGE: 5

Plan Year	IDIS Project	IDIS Activity	Voucher Number	Activity Name	Matrix Code	National Objective	Drawn Amount
2020	27	3481	6510475	MV-R042	05Q	LMC	\$800.00
		3482	6489691	MG-M009	05Q	LMC	\$1,190.77
			6492460	MG-M009	05Q	LMC	\$613.55
			6510475	MG-M009	05Q	LMC	\$679.36
			6525117	MG-M009	05Q	LMC	\$755.29
			6532442	MG-M009	05Q	LMC	\$514.54
		3483	6489691	JI-M010	05Q	LMC	\$11,053.07
		3484	6492460	DG-R033	05Q	LMC	\$2,383.27
			6510475	DG-R033	05Q	LMC	\$837.35
			6525117	DG-R033	05Q	LMC	\$773.07
			6532442	DG-R033	05Q	LMC	\$801.98
		3485	6492460	AP-R049	05Q	LMC	\$712.19
		3486	6492460	SA-R046	05Q	LMC	\$4,500.00
		3493	6510475	JV-M011	05Q	LMC	\$3,692.49
			6525117	JV-M011	05Q	LMC	\$1,230.83
			6532442	JV-M011	05Q	LMC	\$1,948.89
			6540851	JV-M011	05Q	LMC	\$1,230.83
			6561253	JV-M011	05Q	LMC	\$707.10
		3494	6525117	MT-M012	05Q	LMC	\$2,601.85
			6540851	MT-M012	05Q	LMC	\$494.41
		3495	6525117	MC-M013	05Q	LMC	\$4,503.37
			6540851	MC-M013	05Q	LMC	\$911.67
		3496	6510475	RDLC-M014	05Q	LMC	\$6,781.25
		3497	6525117	CR-M016	05Q	LMC	\$8,321.91
			6532442	CR-M016	05Q	LMC	\$1,655.84
		3502	6525117	ID-M015	05Q	LMC	\$8,392.35
			6532442	ID-M015	05Q	LMC	\$1,582.37
		3505	6532442	AG-M020	05Q	LMC	\$3,351.07
			6540851	AG-M020	05Q	LMC	\$665.05
			6546544	AG-M020	05Q	LMC	\$665.05
			6578406	AG-M020	05Q	LMC	\$665.05
			6584270	AG-M020	05Q	LMC	\$665.05
			6593981	AG-M020	05Q	LMC	\$665.05
		3506	6532442	RR-M021	05Q	LMC	\$7,169.88
			6540851	RR-M021	05Q	LMC	\$752.55
			6546544	RR-M021	05Q	LMC	\$752.55
			6578406	RR-M021	05Q	LMC	\$730.14
			6584270	RR-M021	05Q	LMC	\$752.55
			6593981	RR-M021	05Q	LMC	\$752.55
		3507	6532442	NG-M023	05Q	LMC	\$2,879.38
			6540851	NG-M023	05Q	LMC	\$1,300.80
			6546544	NG-M023	05Q	LMC	\$1,300.80
			6578406	NG-M023	05Q	LMC	\$1,300.80
			6584270	NG-M023	05Q	LMC	\$1,300.80
			6593981	NG-M023	05Q	LMC	\$1,300.80
		3508	6532442	RMB-M017	05Q	LMC	\$2,319.23
		3509	6540851	ER-M018	05Q	LMC	\$2,365.77
			6546544	ER-M018	05Q	LMC	\$788.59
			6578406	ER-M018	05Q	LMC	\$788.59
			6584270	ER-M018	05Q	LMC	\$788.59
			6593981	ER-M018	05Q	LMC	\$788.59
		3510	6540851	LR_M019	05Q	LMC	\$8,069.79
			6546544	LR_M019	05Q	LMC	\$1,139.85
			6578406	LR_M019	05Q	LMC	\$1,139.85
			6584270	LR_M019	05Q	LMC	\$1,139.85
			6593981	LR_M019	05Q	LMC	\$1,139.85
		3511	6540851	AG-M028	05Q	LMC	\$5,122.54
			6546544	AG-M028	05Q	LMC	\$809.39
			6561253	AG-M028	05Q	LMC	\$63.94
			6578406	AG-M028	05Q	LMC	\$840.64
			6584270	AG-M028	05Q	LMC	\$815.18



Office of Community Planning and Development
U.S. Department of Housing and Urban Development
Integrated Disbursement and Information System
PR26 - CDBG-CV Financial Summary Report
LAREDO , TX

DATE: 10-01-25
TIME: 10:14
PAGE: 6

Plan Year	IDIS Project	IDIS Activity	Voucher Number	Activity Name	Matrix Code	National Objective	Drawn Amount
2020	27	3511	6593981	AG-M028	05Q	LMC	\$840.63
			6601425	AG-M028	05Q	LMC	\$749.29
		3512	6540851	AS-M022	05Q	LMC	\$13,075.90
			6546544	AS-M022	05Q	LMC	\$1,090.84
			6578406	AS-M022	05Q	LMC	\$1,090.84
			6584270	AS-M022	05Q	LMC	\$1,090.84
			6593981	AS-M022	05Q	LMC	\$1,090.84
		3513	6540851	RT-M025	05Q	LMC	\$15,284.72
			6546544	RT-M025	05Q	LMC	\$993.56
			6578406	RT-M025	05Q	LMC	\$990.62
			6584270	RT-M025	05Q	LMC	\$990.62
			6593981	RT-M025	05Q	LMC	\$990.62
		3514	6540851	MR-M026	05Q	LMC	\$2,530.50
			6546544	MR-M026	05Q	LMC	\$813.45
			6578406	MR-M026	05Q	LMC	\$894.06
			6584270	MR-M026	05Q	LMC	\$862.24
			6593981	MR-M026	05Q	LMC	\$858.88
			6601425	MR-M026	05Q	LMC	\$861.12
		3515	6540851	LV-027	05Q	LMC	\$10,343.61
			6546544	LV-027	05Q	LMC	\$941.88
			6578406	LV-027	05Q	LMC	\$941.88
			6584270	LV-027	05Q	LMC	\$941.88
			6593981	LV-027	05Q	LMC	\$941.88
		3524	6561253	LP-M024	05Q	LMC	\$19,737.17
			6578406	LP-M024	05Q	LMC	\$2,260.00
			6593981	LP-M024	05Q	LMC	\$1,143.63
			6601425	LP-M024	05Q	LMC	\$1,143.63
		3525	6561253	JGMR-M030	05Q	LMC	\$15,846.21
			6578406	JGMR-M030	05Q	LMC	\$923.84
			6584270	JGMR-M030	05Q	LMC	\$962.33
			6593981	JGMR-M030	05Q	LMC	\$962.33
			6601425	JGMR-M030	05Q	LMC	\$962.33
		3526	6561253	RM-M029	05Q	LMC	\$15,676.14
			6578406	RM-M029	05Q	LMC	\$852.59
			6584270	RM-M029	05Q	LMC	\$852.59
			6593981	RM-M029	05Q	LMC	\$852.59
			6601425	RM-M029	05Q	LMC	\$852.59
		3527	6561253	JO-M033	05Q	LMC	\$4,310.34
			6578406	JO-M033	05Q	LMC	\$1,377.89
			6584270	JO-M033	05Q	LMC	\$1,377.89
			6593981	JO-M033	05Q	LMC	\$1,377.89
			6601425	JO-M033	05Q	LMC	\$1,377.89
			6614157	JO-M033	05Q	LMC	\$1,377.89
			6626918	JO-M033	05Q	LMC	\$1,377.89
		3540	6584270	PH-M040	05Q	LMC	\$1,458.06
			6593981	PH-M040	05Q	LMC	\$1,210.54
			6601425	PH-M040	05Q	LMC	\$1,183.35
			6614157	PH-M040	05Q	LMC	\$1,210.54
			6626918	PH-M040	05Q	LMC	\$1,156.16
			6636111	PH-M040	05Q	LMC	\$1,232.07
		3553	6593981	MT-M042	05Q	LMC	\$21,360.03
			6626337	MT-M042	05Q	LMC	\$95.31
			6626918	MT-M042	05Q	LMC	\$3,829.20
			6636111	MT-M042	05Q	LMC	\$1,423.61
			6648451	MT-M042	05Q	LMC	\$1,553.01
		3554	6593981	KH-M043	05Q	LMC	\$22,348.27
			6601425	KH-M043	05Q	LMC	\$996.72
			6614157	KH-M043	05Q	LMC	\$998.27
			6614160	KH-M043	05Q	LMC	\$240.19
			6626918	KH-M043	05Q	LMC	\$1,568.06
			6636111	KH-M043	05Q	LMC	\$1,116.07



Office of Community Planning and Development
U.S. Department of Housing and Urban Development
Integrated Disbursement and Information System
PR26 - CDBG-CV Financial Summary Report
LAREDO , TX

DATE: 10-01-25
TIME: 10:14
PAGE: 7

Plan Year	IDIS Project	IDIS Activity	Voucher Number	Activity Name	Matrix Code	National Objective	Drawn Amount
2020	27	3554	6648451	KH-M043	05Q	LMC	\$1,348.01
			3555	6593981	05Q	LMC	\$3,597.48
			6601425	OG-M041	05Q	LMC	\$925.50
		3556	6614157	OG-M041	05Q	LMC	\$925.50
			6626918	OG-M041	05Q	LMC	\$436.44
			6593981	VC-M045	05Q	LMC	\$6,668.30
			6601425	VC-M045	05Q	LMC	\$739.88
			6614157	VC-M045	05Q	LMC	\$739.88
			6626918	VC-M045	05Q	LMC	\$739.88
			6648451	VC-M045	05Q	LMC	\$1,500.22
		3557	6593981	JA-M046	05Q	LMC	\$2,891.57
			6601425	JA-M046	05Q	LMC	\$674.79
			6614157	JA-M046	05Q	LMC	\$654.10
			6626918	JA-M046	05Q	LMC	\$639.10
			6636111	JA-M046	05Q	LMC	\$639.10
		3558	6648451	JA-M046	05Q	LMC	\$639.10
			6601425	JH-M044	05Q	LMC	\$3,019.63
			6614157	JH-M044	05Q	LMC	\$3,046.42
			6626918	JH-M044	05Q	LMC	\$1,523.72
			6636111	JH-M044	05Q	LMC	\$1,523.72
		28	6648451	JH-M044	05Q	LMC	\$1,523.72
			3390	6448527	05Z	LMA	\$1,200.00
				6475717	05Z	LMA	\$35,443.56
				6479745	05Z	LMA	\$108,426.78
				6489691	05Z	LMA	\$97,329.21
				6497966	05Z	LMA	\$94,111.45
				6510475	05Z	LMA	\$39,094.64
				6525117	05Z	LMA	\$36,341.45
				6547268	05Z	LMA	\$219,281.00
				6578401	05Z	LMA	\$1,000.00
				6580155	05Z	LMA	\$1,000.00
				6593971	05Z	LMA	\$1,000.00
				6601421	05Z	LMA	\$49,412.50
				6613155	05Z	LMA	\$53,325.00
				6625856	05Z	LMA	\$55,000.00
				6636107	05Z	LMA	\$425.29
				6646416	05Z	LMA	\$126,592.47
				6662910	05Z	LMA	\$41,622.08
				6670802	05Z	LMA	\$8,137.69
				6681814	05Z	LMA	\$23,491.99
				6704320	05Z	LMA	\$30,067.47
				6715089	05Z	LMA	\$7,558.23
				6719996	05Z	LMA	\$8,313.89
				6732249	05Z	LMA	\$171,620.25
				6735947	05Z	LMA	\$181.02
				6750311	05Z	LMA	\$22,217.48
				6764432	05Z	LMA	\$16,449.35
				6772692	05Z	LMA	\$251.80
				6781678	05Z	LMA	\$195.31
				6795286	05Z	LMA	\$160.14
				6809795	05Z	LMA	\$29.21
				6840849	05Z	LMA	\$176.29
				6852387	05Z	LMA	\$37.38
				6863469	05Z	LMA	\$143.70
2020	30	3559	6601435	GO-M047	05Q	LMC	\$12,863.63
			6614160	GO-M047	05Q	LMC	\$855.78
			6636118	GO-M047	05Q	LMC	\$1,711.56
			6648457	GO-M047	05Q	LMC	\$867.57
		3560	6601435	JM-M048	05Q	LMC	\$2,039.15
			6626337	JM-M048	05Q	LMC	\$2,016.70
			6636118	JM-M048	05Q	LMC	\$1,008.35



Office of Community Planning and Development
U.S. Department of Housing and Urban Development
Integrated Disbursement and Information System
PR26 - CDBG-CV Financial Summary Report
LAREDO , TX

DATE: 10-01-25
TIME: 10:14
PAGE: 8

Plan Year	IDIS Project	IDIS Activity	Voucher Number	Activity Name	Matrix Code	National Objective	Drawn Amount
2020	30	3560	6648457	JM-M048	05Q	LMC	\$1,008.35
			6660929	JM-M048	05Q	LMC	\$1,008.35
		3561	6601435	LT-M049	05Q	LMC	\$6,543.26
			6614160	LT-M049	05Q	LMC	\$1,036.32
			6626337	LT-M049	05Q	LMC	\$2,795.62
			6636118	LT-M049	05Q	LMC	\$2,077.99
			6648457	LT-M049	05Q	LMC	\$1,397.81
			6675082	LT-M049	05Q	LMC	\$1,620.04
		3562	6601435	TR-M050	05Q	LMC	\$10,219.91
			6614160	TR-M050	05Q	LMC	\$537.89
			6626337	TR-M050	05Q	LMC	\$527.45
		3563	6601435	MG-M051	05Q	LMC	\$11,650.89
			6614160	MG-M051	05Q	LMC	\$1,386.40
			6626337	MG-M051	05Q	LMC	\$1,366.26
			6636118	MG-M051	05Q	LMC	\$1,277.00
			6648457	MG-M051	05Q	LMC	\$1,440.18
			6660929	MG-M051	05Q	LMC	\$1,428.30
		3567	6614160	CC-M055	05Q	LMC	\$10,778.32
			6626337	CC-M055	05Q	LMC	\$1,417.92
			6636118	CC-M055	05Q	LMC	\$1,613.63
			6648457	CC-M055	05Q	LMC	\$2,158.79
			6660929	CC-M055	05Q	LMC	\$473.63
			6675082	CC-M055	05Q	LMC	\$1,251.05
		3568	6626337	MD-M052	05Q	LMC	\$6,520.00
			6660929	MD-M052	05Q	LMC	\$3,360.00
			6683038	MD-M052	05Q	LMC	\$1,120.00
		3569	6614160	VS-M053	05Q	LMC	\$1,891.76
		3570	6614160	DS-M054	05Q	LMC	\$2,770.37
			6626337	DS-M054	05Q	LMC	\$1,569.98
			6636118	DS-M054	05Q	LMC	\$1,395.06
			6648457	DS-M054	05Q	LMC	\$1,413.81
			6660929	DS-M054	05Q	LMC	\$1,558.77
		3571	6614160	TH-M056	05Q	LMC	\$12,600.91
			6626337	TH-M056	05Q	LMC	\$1,316.55
			6636118	TH-M056	05Q	LMC	\$1,316.55
			6648457	TH-M056	05Q	LMC	\$1,383.08
			6660929	TH-M056	05Q	LMC	\$1,383.08
		3572	6614160	MP-M057	05Q	LMC	\$25,847.79
			6626337	MP-M057	05Q	LMC	\$1,462.68
			6636118	MP-M057	05Q	LMC	\$1,445.88
			6648457	MP-M057	05Q	LMC	\$1,459.84
			6660929	MP-M057	05Q	LMC	\$1,515.36
			6675082	MP-M057	05Q	LMC	\$1,459.71
		3573	6614160	CB-M058	05Q	LMC	\$9,421.57
			6626337	CB-M058	05Q	LMC	\$1,015.03
			6636118	CB-M058	05Q	LMC	\$891.01
			6648457	CB-M058	05Q	LMC	\$1,049.13
			6660929	CB-M058	05Q	LMC	\$1,041.80
		3574	6614160	MB-M059	05Q	LMC	\$20,496.66
			6626337	MB-M059	05Q	LMC	\$1,114.11
			6636118	MB-M059	05Q	LMC	\$1,339.33
			6648457	MB-M059	05Q	LMC	\$1,712.35
			6660929	MB-M059	05Q	LMC	\$1,624.57
			6675082	MB-M059	05Q	LMC	\$1,334.39
			6683038	MB-M059	05Q	LMC	\$157.11
		3582	6636118	MI-M061	05Q	LMC	\$751.88
			6648457	MI-M061	05Q	LMC	\$2,858.64
		3583	6648457	CS-M063	05Q	LMC	\$3,219.97
			6660929	CS-M063	05Q	LMC	\$738.18
			6675082	CS-M063	05Q	LMC	\$1,218.26
			6683038	CS-M063	05Q	LMC	\$893.81



Office of Community Planning and Development
U.S. Department of Housing and Urban Development
Integrated Disbursement and Information System
PR26 - CDBG-CV Financial Summary Report
LAREDO , TX

DATE: 10-01-25
TIME: 10:14
PAGE: 10

LINE 16 DETAIL: ACTIVITIES INCLUDED IN THE COMPUTATION OF LINE 16

Plan Year	IDIS Project	IDIS Activity	Voucher Number	Activity Name	Matrix Code	National Objective	Drawn Amount		
2019	29	3532	6571939	LE-034	05Q	LMC	\$13,691.79		
			6578406	LE-034	05Q	LMC	\$152.65		
			6584270	LE-034	05Q	LMC	\$692.91		
			6593981	LE-034	05Q	LMC	\$742.20		
			6601425	LE-034	05Q	LMC	\$794.30		
			6614157	LE-034	05Q	LMC	\$788.19		
		3533	6626918	LE-034	05Q	LMC	\$797.94		
			6571939	CC-031	05Q	LMC	\$5,133.42		
			6578406	CC-031	05Q	LMC	\$446.73		
			6584270	CC-031	05Q	LMC	\$1,477.89		
			6593981	CC-031	05Q	LMC	\$1,520.66		
			6601425	CC-031	05Q	LMC	\$1,293.58		
		3534	6614157	CC-031	05Q	LMC	\$1,406.78		
			6626918	CC-031	05Q	LMC	\$1,378.00		
			6571939	RC-035	05Q	LMC	\$10,842.05		
			6578406	RC-035	05Q	LMC	\$113.32		
			6584270	RC-035	05Q	LMC	\$1,439.30		
			6593981	RC-035	05Q	LMC	\$1,381.39		
		3535	6601425	RC-035	05Q	LMC	\$1,377.96		
			6626918	RC-035	05Q	LMC	\$2,789.64		
			6571939	JG-M036	05Q	LMC	\$10,243.96		
			6584270	JG-M036	05Q	LMC	\$1,119.37		
			6593981	JG-M036	05Q	LMC	\$896.69		
			6601425	JG-M036	05Q	LMC	\$817.20		
		3536	6614157	JG-M036	05Q	LMC	\$896.49		
			6614160	JG-M036	05Q	LMC	\$67.79		
			6626918	JG-M036	05Q	LMC	\$817.20		
			6571939	SF-M038	05Q	LMC	\$18,248.07		
			6584270	SF-M038	05Q	LMC	\$968.14		
			6593981	SF-M038	05Q	LMC	\$968.14		
		3537	6601425	SF-M038	05Q	LMC	\$968.14		
			6614157	SF-M038	05Q	LMC	\$968.14		
			6626918	SF-M038	05Q	LMC	\$993.27		
			6571939	MS-M032	05Q	LMC	\$20,689.77		
			6584270	MS-M032	05Q	LMC	\$2,535.53		
			6593981	MS-M032	05Q	LMC	\$2,535.53		
		3538	6626918	MS-M032	05Q	LMC	\$2,535.53		
			6571939	JF-M037	05Q	LMC	\$2,877.01		
			6578406	JF-M037	05Q	LMC	\$590.27		
			6584270	JF-M037	05Q	LMC	\$819.81		
			6593981	JF-M037	05Q	LMC	\$819.81		
			6601425	JF-M037	05Q	LMC	\$1,037.35		
		3539	6614157	JF-M037	05Q	LMC	\$1,089.03		
			6626918	JF-M037	05Q	LMC	\$986.91		
			6584270	SG-M039	05Q	LMC	\$6,478.29		
			6593981	SG-M039	05Q	LMC	\$925.47		
			6601425	SG-M039	05Q	LMC	\$925.47		
			6614157	SG-M039	05Q	LMC	\$925.47		
		2020	27	3400	6626918	SG-M039	05Q	LMC	\$925.47
					6636111	SG-M039	05Q	LMC	\$826.79
6445333	JR-R001				05Q	LMC	\$4,763.10		
6448527	JR-R001				05Q	LMC	\$66.04		
6475717	JR-R001				05Q	LMC	\$2,859.38		
6479745	JR-R001				05Q	LMC	\$1,400.00		
3415	6448527			JER-R002	05Q	LMC	\$7,904.03		
	6475717			JER-R002	05Q	LMC	\$1,050.00		
3416	6448527			BM-R003	05Q	LMC	\$7,800.00		



Office of Community Planning and Development
U.S. Department of Housing and Urban Development
Integrated Disbursement and Information System
PR26 - CDBG-CV Financial Summary Report
LAREDO , TX

DATE: 10-01-25
TIME: 10:14
PAGE: 11

Plan Year	IDIS Project	IDIS Activity	Voucher Number	Activity Name	Matrix Code	National Objective	Drawn Amount
2020	27	3417	6448527	JLM- R004	05Q	LMC	\$3,235.47
			6475717	JLM- R004	05Q	LMC	\$1,791.75
			6479745	JLM- R004	05Q	LMC	\$941.75
		3418	6475717	DL-R005	05Q	LMC	\$2,920.00
			6479745	DL-R005	05Q	LMC	\$625.00
			6492460	DL-R005	05Q	LMC	\$625.00
		3419	6475717	JM-R006	05Q	LMC	\$5,050.00
		3420	6475717	JC-R008	05Q	LMC	\$6,770.00
			6479745	JC-R008	05Q	LMC	\$1,200.00
		3421	6475717	AC-R009	05Q	LMC	\$5,400.00
			6479745	AC-R009	05Q	LMC	\$1,200.00
		3422	6475717	MCG-R010	05Q	LMC	\$2,570.40
			6479745	MCG-R010	05Q	LMC	\$612.00
			6489691	MCG-R010	05Q	LMC	\$612.00
		3423	6475717	JMC-R012	05Q	LMC	\$3,295.00
			6479745	JMC-R012	05Q	LMC	\$590.00
		3424	6475717	LG-R013	05Q	LMC	\$4,900.00
			6479745	LG-R013	05Q	LMC	\$1,000.00
		3435	6475717	VR-R014	05Q	LMC	\$3,869.75
			6479745	VR-R014	05Q	LMC	\$825.00
			6492460	VR-R014	05Q	LMC	\$825.00
		3436	6475717	RA-R011	05Q	LMC	\$3,200.00
			6479745	RA-R011	05Q	LMC	\$800.00
			6492460	RA-R011	05Q	LMC	\$800.00
		3437	6475717	LH-R015	05Q	LMC	\$4,740.00
		3438	6475717	MF-R016	05Q	LMC	\$9,300.00
		3439	6475717	RM-R017	05Q	LMC	\$3,079.59
			6479745	RM-R017	05Q	LMC	\$650.00
			6489691	RM-R017	05Q	LMC	\$21.64
			6492460	RM-R017	05Q	LMC	\$650.00
		3440	6479745	CG-R021	05Q	LMC	\$4,319.50
			6489691	CG-R021	05Q	LMC	\$815.00
		3441	6479745	KV-R022	05Q	LMC	\$5,250.00
		3442	6475717	RE-M001	05Q	LMC	\$9,064.27
		3443	6475717	EV-M002	05Q	LMC	\$286.47
			6479745	EV-M002	05Q	LMC	\$4,784.32
			6489691	EV-M002	05Q	LMC	\$1,215.13
			6492460	EV-M002	05Q	LMC	\$1,220.60
		3444	6479745	FG-M003	05Q	LMC	\$3,646.98
		3445	6479745	LG-M004	05Q	LMC	\$5,494.97
			6489691	LG-M004	05Q	LMC	\$1,336.41
			6510475	LG-M004	05Q	LMC	\$193.38
		3446	6479745	AE-R020	05Q	LMC	\$7,700.00
		3447	6479745	VS-R026	05Q	LMC	\$3,676.50
		3448	6479745	LG-R025	05Q	LMC	\$7,000.00
			6489691	LG-R025	05Q	LMC	\$1,200.00
		3449	6479745	DF-R024	05Q	LMC	\$3,560.00
			6489691	DF-R024	05Q	LMC	\$890.00
			6492460	DF-R024	05Q	LMC	\$890.00
		3450	6479745	JS-R023	05Q	LMC	\$2,950.00
			6489691	JS-R023	05Q	LMC	\$950.00
			6510475	JS-R023	05Q	LMC	\$950.00
			6525117	JS-R023	05Q	LMC	\$950.00
		3451	6479745	EA-M005	05Q	LMC	\$3,534.95
			6489691	EA-M005	05Q	LMC	\$706.99
		3452	6479745	MD-006	05Q	LMC	\$4,753.53
		3456	6479745	MH-R019	05Q	LMC	\$3,850.00
			6489691	MH-R019	05Q	LMC	\$720.00
		3457	6479745	CR-R028	05Q	LMC	\$4,200.00
		3464	6479745	JM-M007	05Q	LMC	\$8,068.85
		3465	6489691	MV-M008	05Q	LMC	\$4,605.21



Office of Community Planning and Development
U.S. Department of Housing and Urban Development
Integrated Disbursement and Information System
PR26 - CDBG-CV Financial Summary Report
LAREDO , TX

DATE: 10-01-25
TIME: 10:14
PAGE: 12

Plan Year	IDIS Project	IDIS Activity	Voucher Number	Activity Name	Matrix Code	National Objective	Drawn Amount
2020	27	3465	6492460	MV-M008	05Q	LMC	\$973.57
			6510475	MV-M008	05Q	LMC	\$1,015.81
			6525117	MV-M008	05Q	LMC	\$58.36
		3466	6489691	OR-R027	05Q	LMC	\$4,434.17
			6492460	OR-R027	05Q	LMC	\$783.19
		3467	6489691	ER-R032	05Q	LMC	\$4,557.56
			6492460	ER-R032	05Q	LMC	\$105.58
			6510475	ER-R032	05Q	LMC	\$875.00
		3468	6489691	JO-R34	05Q	LMC	\$8,415.00
		3469	6489691	AR-R036	05Q	LMC	\$3,930.00
			6510475	AR-R036	05Q	LMC	\$875.00
			6525117	AR-R036	05Q	LMC	\$875.00
		3470	6489691	EB-R037	05Q	LMC	\$4,280.00
			6492460	EB-R037	05Q	LMC	\$950.00
			6510475	EB-R037	05Q	LMC	\$950.00
		3471	6489691	PR-R038	05Q	LMC	\$5,348.94
			6492460	PR-R038	05Q	LMC	\$964.00
		3472	6489691	CV-R039	05Q	LMC	\$4,346.02
			6492460	CV-R039	05Q	LMC	\$1,200.00
			6510475	CV-R039	05Q	LMC	\$1,200.00
			6525117	CV-R039	05Q	LMC	\$1,200.00
		3473	6489691	NO-R040	05Q	LMC	\$5,900.00
			6492460	NO-R040	05Q	LMC	\$1,250.00
			6510475	NO-R040	05Q	LMC	\$1,250.00
		3475	6492460	EF-R044	05Q	LMC	\$7,292.86
			6510475	EF-R044	05Q	LMC	\$1,930.23
			6525117	EF-R044	05Q	LMC	\$1,944.74
		3476	6492460	SR-R035	05Q	LMC	\$2,365.20
			6510475	SR-R035	05Q	LMC	\$474.00
			6525117	SR-R035	05Q	LMC	\$474.00
		3479	6489691	JF-R045	05Q	LMC	\$4,020.34
			6492460	JF-R045	05Q	LMC	\$600.00
			6510475	JF-R045	05Q	LMC	\$600.00
		3480	6489691	MR-R048	05Q	LMC	\$990.00
			6492460	MR-R048	05Q	LMC	\$920.00
			6510475	MR-R048	05Q	LMC	\$920.00
			6525117	MR-R048	05Q	LMC	\$920.00
			6532442	MR-R048	05Q	LMC	\$920.00
			6540851	MR-R048	05Q	LMC	\$920.00
		3481	6489691	MV-R042	05Q	LMC	\$3,507.00
			6492460	MV-R042	05Q	LMC	\$800.00
			6510475	MV-R042	05Q	LMC	\$800.00
		3482	6489691	MG-M009	05Q	LMC	\$1,190.77
			6492460	MG-M009	05Q	LMC	\$613.55
			6510475	MG-M009	05Q	LMC	\$679.36
			6525117	MG-M009	05Q	LMC	\$755.29
			6532442	MG-M009	05Q	LMC	\$514.54
		3483	6489691	JI-M010	05Q	LMC	\$11,053.07
		3484	6492460	DG-R033	05Q	LMC	\$2,383.27
			6510475	DG-R033	05Q	LMC	\$837.35
			6525117	DG-R033	05Q	LMC	\$773.07
			6532442	DG-R033	05Q	LMC	\$801.98
		3485	6492460	AP-R049	05Q	LMC	\$712.19
		3486	6492460	SA-R046	05Q	LMC	\$4,500.00
		3493	6510475	JV-M011	05Q	LMC	\$3,692.49
			6525117	JV-M011	05Q	LMC	\$1,230.83
			6532442	JV-M011	05Q	LMC	\$1,948.89
			6540851	JV-M011	05Q	LMC	\$1,230.83
			6561253	JV-M011	05Q	LMC	\$707.10
		3494	6525117	MT-M012	05Q	LMC	\$2,601.85
			6540851	MT-M012	05Q	LMC	\$494.41



Office of Community Planning and Development
U.S. Department of Housing and Urban Development
Integrated Disbursement and Information System
PR26 - CDBG-CV Financial Summary Report
LAREDO , TX

DATE: 10-01-25
TIME: 10:14
PAGE: 13

Plan Year	IDIS Project	IDIS Activity	Voucher Number	Activity Name	Matrix Code	National Objective	Drawn Amount
2020	27	3495	6525117	MC-M013	05Q	LMC	\$4,503.37
			6540851	MC-M013	05Q	LMC	\$911.67
		3496	6510475	RDLC-M014	05Q	LMC	\$6,781.25
		3497	6525117	CR-M016	05Q	LMC	\$8,321.91
			6532442	CR-M016	05Q	LMC	\$1,655.84
		3502	6525117	ID-M015	05Q	LMC	\$8,392.35
			6532442	ID-M015	05Q	LMC	\$1,582.37
		3505	6532442	AG-M020	05Q	LMC	\$3,351.07
			6540851	AG-M020	05Q	LMC	\$665.05
			6546544	AG-M020	05Q	LMC	\$665.05
			6578406	AG-M020	05Q	LMC	\$665.05
			6584270	AG-M020	05Q	LMC	\$665.05
			6593981	AG-M020	05Q	LMC	\$665.05
		3506	6532442	RR-M021	05Q	LMC	\$7,169.88
			6540851	RR-M021	05Q	LMC	\$752.55
			6546544	RR-M021	05Q	LMC	\$752.55
			6578406	RR-M021	05Q	LMC	\$730.14
			6584270	RR-M021	05Q	LMC	\$752.55
			6593981	RR-M021	05Q	LMC	\$752.55
		3507	6532442	NG-M023	05Q	LMC	\$2,879.38
			6540851	NG-M023	05Q	LMC	\$1,300.80
			6546544	NG-M023	05Q	LMC	\$1,300.80
			6578406	NG-M023	05Q	LMC	\$1,300.80
			6584270	NG-M023	05Q	LMC	\$1,300.80
			6593981	NG-M023	05Q	LMC	\$1,300.80
		3508	6532442	RMB-M017	05Q	LMC	\$2,319.23
		3509	6540851	ER-M018	05Q	LMC	\$2,365.77
			6546544	ER-M018	05Q	LMC	\$788.59
			6578406	ER-M018	05Q	LMC	\$788.59
			6584270	ER-M018	05Q	LMC	\$788.59
			6593981	ER-M018	05Q	LMC	\$788.59
		3510	6540851	LR_M019	05Q	LMC	\$8,069.79
			6546544	LR_M019	05Q	LMC	\$1,139.85
			6578406	LR_M019	05Q	LMC	\$1,139.85
			6584270	LR_M019	05Q	LMC	\$1,139.85
			6593981	LR_M019	05Q	LMC	\$1,139.85
		3511	6540851	AG-M028	05Q	LMC	\$5,122.54
			6546544	AG-M028	05Q	LMC	\$809.39
			6561253	AG-M028	05Q	LMC	\$63.94
			6578406	AG-M028	05Q	LMC	\$840.64
			6584270	AG-M028	05Q	LMC	\$815.18
			6593981	AG-M028	05Q	LMC	\$840.63
			6601425	AG-M028	05Q	LMC	\$749.29
		3512	6540851	AS-M022	05Q	LMC	\$13,075.90
			6546544	AS-M022	05Q	LMC	\$1,090.84
			6578406	AS-M022	05Q	LMC	\$1,090.84
			6584270	AS-M022	05Q	LMC	\$1,090.84
			6593981	AS-M022	05Q	LMC	\$1,090.84
		3513	6540851	RT-M025	05Q	LMC	\$15,284.72
			6546544	RT-M025	05Q	LMC	\$993.56
			6578406	RT-M025	05Q	LMC	\$990.62
			6584270	RT-M025	05Q	LMC	\$990.62
			6593981	RT-M025	05Q	LMC	\$990.62
		3514	6540851	MR-M026	05Q	LMC	\$2,530.50
			6546544	MR-M026	05Q	LMC	\$813.45
			6578406	MR-M026	05Q	LMC	\$894.06
			6584270	MR-M026	05Q	LMC	\$862.24
			6593981	MR-M026	05Q	LMC	\$858.88
			6601425	MR-M026	05Q	LMC	\$861.12
		3515	6540851	LV-027	05Q	LMC	\$10,343.61
			6546544	LV-027	05Q	LMC	\$941.88



Office of Community Planning and Development
U.S. Department of Housing and Urban Development
Integrated Disbursement and Information System
PR26 - CDBG-CV Financial Summary Report
LAREDO , TX

DATE: 10-01-25
TIME: 10:14
PAGE: 14

Plan Year	IDIS Project	IDIS Activity	Voucher Number	Activity Name	Matrix Code	National Objective	Drawn Amount
2020	27	3515	6578406	LV-027	05Q	LMC	\$941.88
			6584270	LV-027	05Q	LMC	\$941.88
			6593981	LV-027	05Q	LMC	\$941.88
		3524	6561253	LP-M024	05Q	LMC	\$19,737.17
			6578406	LP-M024	05Q	LMC	\$2,260.00
			6593981	LP-M024	05Q	LMC	\$1,143.63
			6601425	LP-M024	05Q	LMC	\$1,143.63
		3525	6561253	JGMR-M030	05Q	LMC	\$15,846.21
			6578406	JGMR-M030	05Q	LMC	\$923.84
			6584270	JGMR-M030	05Q	LMC	\$962.33
			6593981	JGMR-M030	05Q	LMC	\$962.33
			6601425	JGMR-M030	05Q	LMC	\$962.33
		3526	6561253	RM-M029	05Q	LMC	\$15,676.14
			6578406	RM-M029	05Q	LMC	\$852.59
			6584270	RM-M029	05Q	LMC	\$852.59
			6593981	RM-M029	05Q	LMC	\$852.59
			6601425	RM-M029	05Q	LMC	\$852.59
		3527	6561253	JO-M033	05Q	LMC	\$4,310.34
			6578406	JO-M033	05Q	LMC	\$1,377.89
			6584270	JO-M033	05Q	LMC	\$1,377.89
			6593981	JO-M033	05Q	LMC	\$1,377.89
			6601425	JO-M033	05Q	LMC	\$1,377.89
			6614157	JO-M033	05Q	LMC	\$1,377.89
			6626918	JO-M033	05Q	LMC	\$1,377.89
		3540	6584270	PH-M040	05Q	LMC	\$1,458.06
			6593981	PH-M040	05Q	LMC	\$1,210.54
			6601425	PH-M040	05Q	LMC	\$1,183.35
			6614157	PH-M040	05Q	LMC	\$1,210.54
			6626918	PH-M040	05Q	LMC	\$1,156.16
			6636111	PH-M040	05Q	LMC	\$1,232.07
		3553	6593981	MT-M042	05Q	LMC	\$21,360.03
			6626337	MT-M042	05Q	LMC	\$95.31
			6626918	MT-M042	05Q	LMC	\$3,829.20
			6636111	MT-M042	05Q	LMC	\$1,423.61
			6648451	MT-M042	05Q	LMC	\$1,553.01
		3554	6593981	KH-M043	05Q	LMC	\$22,348.27
			6601425	KH-M043	05Q	LMC	\$996.72
			6614157	KH-M043	05Q	LMC	\$998.27
			6614160	KH-M043	05Q	LMC	\$240.19
			6626918	KH-M043	05Q	LMC	\$1,568.06
			6636111	KH-M043	05Q	LMC	\$1,116.07
			6648451	KH-M043	05Q	LMC	\$1,348.01
		3555	6593981	OG-M041	05Q	LMC	\$3,597.48
			6601425	OG-M041	05Q	LMC	\$925.50
			6614157	OG-M041	05Q	LMC	\$925.50
			6626918	OG-M041	05Q	LMC	\$436.44
		3556	6593981	VC-M045	05Q	LMC	\$6,668.30
			6601425	VC-M045	05Q	LMC	\$739.88
			6614157	VC-M045	05Q	LMC	\$739.88
			6626918	VC-M045	05Q	LMC	\$739.88
			6648451	VC-M045	05Q	LMC	\$1,500.22
		3557	6593981	JA-M046	05Q	LMC	\$2,891.57
			6601425	JA-M046	05Q	LMC	\$674.79
			6614157	JA-M046	05Q	LMC	\$654.10
			6626918	JA-M046	05Q	LMC	\$639.10
			6636111	JA-M046	05Q	LMC	\$639.10
			6648451	JA-M046	05Q	LMC	\$639.10
		3558	6601425	JH-M044	05Q	LMC	\$3,019.63
			6614157	JH-M044	05Q	LMC	\$3,046.42
			6626918	JH-M044	05Q	LMC	\$1,523.72
			6636111	JH-M044	05Q	LMC	\$1,523.72



Office of Community Planning and Development
U.S. Department of Housing and Urban Development
Integrated Disbursement and Information System
PR26 - CDBG-CV Financial Summary Report
LAREDO , TX

DATE: 10-01-25
TIME: 10:14
PAGE: 15

Plan Year	IDIS Project	IDIS Activity	Voucher Number	Activity Name	Matrix Code	National Objective	Drawn Amount
2020	27	3558	6648451	JH-M044	05Q	LMC	\$1,523.72
		3390	6448527	COVID-19 Public Health Program	05Z	LMA	\$1,200.00
	28		6475717	COVID-19 Public Health Program	05Z	LMA	\$35,443.56
			6479745	COVID-19 Public Health Program	05Z	LMA	\$108,426.78
			6489691	COVID-19 Public Health Program	05Z	LMA	\$97,329.21
			6497966	COVID-19 Public Health Program	05Z	LMA	\$94,111.45
			6510475	COVID-19 Public Health Program	05Z	LMA	\$39,094.64
			6525117	COVID-19 Public Health Program	05Z	LMA	\$36,341.45
			6547268	COVID-19 Public Health Program	05Z	LMA	\$219,281.00
			6578401	COVID-19 Public Health Program	05Z	LMA	\$1,000.00
			6580155	COVID-19 Public Health Program	05Z	LMA	\$1,000.00
			6593971	COVID-19 Public Health Program	05Z	LMA	\$1,000.00
			6601421	COVID-19 Public Health Program	05Z	LMA	\$49,412.50
			6613155	COVID-19 Public Health Program	05Z	LMA	\$53,325.00
			6625856	COVID-19 Public Health Program	05Z	LMA	\$55,000.00
			6636107	COVID-19 Public Health Program	05Z	LMA	\$425.29
			6646416	COVID-19 Public Health Program	05Z	LMA	\$126,592.47
			6662910	COVID-19 Public Health Program	05Z	LMA	\$41,622.08
			6670802	COVID-19 Public Health Program	05Z	LMA	\$8,137.69
			6681814	COVID-19 Public Health Program	05Z	LMA	\$23,491.99
			6704320	COVID-19 Public Health Program	05Z	LMA	\$30,067.47
			6715089	COVID-19 Public Health Program	05Z	LMA	\$7,558.23
			6719996	COVID-19 Public Health Program	05Z	LMA	\$8,313.89
			6732249	COVID-19 Public Health Program	05Z	LMA	\$171,620.25
			6735947	COVID-19 Public Health Program	05Z	LMA	\$181.02
			6750311	COVID-19 Public Health Program	05Z	LMA	\$22,217.48
			6764432	COVID-19 Public Health Program	05Z	LMA	\$16,449.35
			6772692	COVID-19 Public Health Program	05Z	LMA	\$251.80
			6781678	COVID-19 Public Health Program	05Z	LMA	\$195.31
			6795286	COVID-19 Public Health Program	05Z	LMA	\$160.14
			6809795	COVID-19 Public Health Program	05Z	LMA	\$29.21
			6840849	COVID-19 Public Health Program	05Z	LMA	\$176.29
			6852387	COVID-19 Public Health Program	05Z	LMA	\$37.38
			6863469	COVID-19 Public Health Program	05Z	LMA	\$143.70
	29	3391	6475717	COVID-19 Quarantine Motel Voucher Program	05Z	URG	\$809.79
			6479745	COVID-19 Quarantine Motel Voucher Program	05Z	URG	\$894.40
		3401	6445333	VA-Q001	05Z	URG	\$240.00
		3402	6445333	RG-Q002	05Z	URG	\$288.00
		3403	6445333	JL-Q003	05Z	URG	\$336.00
		3404	6445333	SD-Q004	05Z	URG	\$288.00
		3406	6448527	RR-Q005	05Z	URG	\$336.00
		3407	6448527	AG-Q006	05Z	URG	\$432.00
		3408	6448527	JG-Q007	05Z	URG	\$480.00
		3409	6448527	LV-Q008	05Z	URG	\$336.00
		3410	6475717	MS-Q009	05Z	URG	\$384.00
		3411	6475717	JM-Q010	05Z	URG	\$240.00
		3412	6475717	JE-Q012	05Z	URG	\$288.00
		3413	6475717	RC-Q011	05Z	URG	\$288.00
		3414	6475717	EH-Q013	05Z	URG	\$192.00
		3425	6475717	LA-Q014	05Z	URG	\$240.00
		3426	6475717	RG-Q015	05Z	URG	\$96.00
		3428	6475717	RA-Q016	05Z	URG	\$288.00
		3488	6532442	MS-Q017	05Z	URG	\$480.00
		3489	6532442	JO&MO-Q018-019	05Z	URG	\$480.00
		3490	6532442	AD-Q020	05Z	URG	\$288.00
		3491	6532442	CO-Q021	05Z	URG	\$432.00
	30	3559	6601435	GO-M047	05Q	LMC	\$12,863.63
			6614160	GO-M047	05Q	LMC	\$855.78
			6636118	GO-M047	05Q	LMC	\$1,711.56
			6648457	GO-M047	05Q	LMC	\$867.57
		3560	6601435	JM-M048	05Q	LMC	\$2,039.15



Office of Community Planning and Development
U.S. Department of Housing and Urban Development
Integrated Disbursement and Information System
PR26 - CDBG-CV Financial Summary Report
LAREDO , TX

DATE: 10-01-25
TIME: 10:14
PAGE: 16

Plan Year	IDIS Project	IDIS Activity	Voucher Number	Activity Name	Matrix Code	National Objective	Drawn Amount
2020	30	3560	6626337	JM-M048	05Q	LMC	\$2,016.70
			6636118	JM-M048	05Q	LMC	\$1,008.35
			6648457	JM-M048	05Q	LMC	\$1,008.35
			6660929	JM-M048	05Q	LMC	\$1,008.35
		3561	6601435	LT-M049	05Q	LMC	\$6,543.26
			6614160	LT-M049	05Q	LMC	\$1,036.32
			6626337	LT-M049	05Q	LMC	\$2,795.62
			6636118	LT-M049	05Q	LMC	\$2,077.99
			6648457	LT-M049	05Q	LMC	\$1,397.81
			6675082	LT-M049	05Q	LMC	\$1,620.04
		3562	6601435	TR-M050	05Q	LMC	\$10,219.91
			6614160	TR-M050	05Q	LMC	\$537.89
			6626337	TR-M050	05Q	LMC	\$527.45
		3563	6601435	MG-M051	05Q	LMC	\$11,650.89
			6614160	MG-M051	05Q	LMC	\$1,386.40
			6626337	MG-M051	05Q	LMC	\$1,366.26
			6636118	MG-M051	05Q	LMC	\$1,277.00
			6648457	MG-M051	05Q	LMC	\$1,440.18
			6660929	MG-M051	05Q	LMC	\$1,428.30
		3567	6614160	CC-M055	05Q	LMC	\$10,778.32
			6626337	CC-M055	05Q	LMC	\$1,417.92
			6636118	CC-M055	05Q	LMC	\$1,613.63
			6648457	CC-M055	05Q	LMC	\$2,158.79
			6660929	CC-M055	05Q	LMC	\$473.63
			6675082	CC-M055	05Q	LMC	\$1,251.05
		3568	6626337	MD-M052	05Q	LMC	\$6,520.00
			6660929	MD-M052	05Q	LMC	\$3,360.00
			6683038	MD-M052	05Q	LMC	\$1,120.00
		3569	6614160	VS-M053	05Q	LMC	\$1,891.76
		3570	6614160	DS-M054	05Q	LMC	\$2,770.37
			6626337	DS-M054	05Q	LMC	\$1,569.98
			6636118	DS-M054	05Q	LMC	\$1,395.06
			6648457	DS-M054	05Q	LMC	\$1,413.81
			6660929	DS-M054	05Q	LMC	\$1,558.77
		3571	6614160	TH-M056	05Q	LMC	\$12,600.91
			6626337	TH-M056	05Q	LMC	\$1,316.55
			6636118	TH-M056	05Q	LMC	\$1,316.55
			6648457	TH-M056	05Q	LMC	\$1,383.08
			6660929	TH-M056	05Q	LMC	\$1,383.08
		3572	6614160	MP-M057	05Q	LMC	\$25,847.79
			6626337	MP-M057	05Q	LMC	\$1,462.68
			6636118	MP-M057	05Q	LMC	\$1,445.88
			6648457	MP-M057	05Q	LMC	\$1,459.84
			6660929	MP-M057	05Q	LMC	\$1,515.36
			6675082	MP-M057	05Q	LMC	\$1,459.71
		3573	6614160	CB-M058	05Q	LMC	\$9,421.57
			6626337	CB-M058	05Q	LMC	\$1,015.03
			6636118	CB-M058	05Q	LMC	\$891.01
			6648457	CB-M058	05Q	LMC	\$1,049.13
			6660929	CB-M058	05Q	LMC	\$1,041.80
		3574	6614160	MB-M059	05Q	LMC	\$20,496.66
			6626337	MB-M059	05Q	LMC	\$1,114.11
			6636118	MB-M059	05Q	LMC	\$1,339.33
			6648457	MB-M059	05Q	LMC	\$1,712.35
			6660929	MB-M059	05Q	LMC	\$1,624.57
			6675082	MB-M059	05Q	LMC	\$1,334.39
			6683038	MB-M059	05Q	LMC	\$157.11
		3582	6636118	MI-M061	05Q	LMC	\$751.88
			6648457	MI-M061	05Q	LMC	\$2,858.64
		3583	6648457	CS-M063	05Q	LMC	\$3,219.97
			6660929	CS-M063	05Q	LMC	\$738.18



Office of Community Planning and Development
U.S. Department of Housing and Urban Development
Integrated Disbursement and Information System
PR26 - CDBG-CV Financial Summary Report
LAREDO , TX

DATE: 10-01-25
TIME: 10:14
PAGE: 17

Plan Year	IDIS Project	IDIS Activity	Voucher Number	Activity Name	Matrix Code	National Objective	Drawn Amount
2020	30	3583	6675082	CS-M063	05Q	LMC	\$1,218.26
			6683038	CS-M063	05Q	LMC	\$893.81
			6693693	CS-M063	05Q	LMC	\$937.18
		3587	6660929	CH-M060	05Q	LMC	\$6,461.79
			6675082	CH-M060	05Q	LMC	\$760.04
			6683038	CH-M060	05Q	LMC	\$1,169.64
			6693693	CH-M060	05Q	LMC	\$760.04
			6693694	CH-M060	05Q	LMC	\$1,103.73
		3588	6660929	RO-M062	05Q	LMC	\$21,972.26
			6675082	RO-M062	05Q	LMC	\$845.80
			6683038	RO-M062	05Q	LMC	\$1,085.01
			6693693	RO-M062	05Q	LMC	\$997.45
			6693694	RO-M062	05Q	LMC	\$1,265.09
			6694269	RO-M062	05Q	LMC	\$47.90
		3589	6660929	CG-M064	05Q	LMC	\$15,543.74
			6675082	CG-M064	05Q	LMC	\$631.27
			6683038	CG-M064	05Q	LMC	\$586.62
			6693693	CG-M064	05Q	LMC	\$486.33
			6693694	CG-M064	05Q	LMC	\$88.59
		3590	6675082	LB-M065	05Q	LMC	\$3,452.97
			6683038	LB-M065	05Q	LMC	\$693.92
		3591	6660929	JG-M066	05Q	LMC	\$2,335.82
			6675082	JG-M066	05Q	LMC	\$772.41
			6710693	JG-M066	05Q	LMC	\$2,317.23
		3597	6683038	JF-M067	05Q	LMC	\$1,359.15
			6693693	JF-M067	05Q	LMC	\$666.25
			6693694	JF-M067	05Q	LMC	\$666.25
			6719999	JF-M067	05Q	LMC	\$666.25
			6732286	JF-M067	05Q	LMC	\$666.25
			6735950	JF-M067	05Q	LMC	\$666.25
	33	3605	6734748	Homeless Street Outreach Assistance (City)	03T	LMC	\$8,532.93
			6735948	Homeless Street Outreach Assistance (City)	03T	LMC	\$3,397.34
			6750309	Homeless Street Outreach Assistance (City)	03T	LMC	\$3,413.61
			6764447	Homeless Street Outreach Assistance (City)	03T	LMC	\$3,434.97
			6772694	Homeless Street Outreach Assistance (City)	03T	LMC	\$3,380.68
			6781681	Homeless Street Outreach Assistance (City)	03T	LMC	\$3,378.54
			6796137	Homeless Street Outreach Assistance (City)	03T	LMC	\$5,069.62
			6809796	Homeless Street Outreach Assistance (City)	03T	LMC	\$3,373.99
			6822291	Homeless Street Outreach Assistance (City)	03T	LMC	\$4,132.07
			6822307	Homeless Street Outreach Assistance (City)	03T	LMC	\$3,274.42
			6840851	Homeless Street Outreach Assistance (City)	03T	LMC	\$1,706.27
			6852387	Homeless Street Outreach Assistance (City)	03T	LMC	\$1,756.17
			6854929	Homeless Street Outreach Assistance (City)	03T	LMC	\$3,522.57
			6863469	Homeless Street Outreach Assistance (City)	03T	LMC	\$5,564.52
			6873210	Homeless Street Outreach Assistance (City)	03T	LMC	\$2,904.42
			6881629	Homeless Street Outreach Assistance (City)	03T	LMC	\$219.75
			6908797	Homeless Street Outreach Assistance (City)	03T	LMC	\$175.00
			6915744	Homeless Street Outreach Assistance (City)	03T	LMC	\$1,769.57
			6944662	Homeless Street Outreach Assistance (City)	03T	LMC	\$130.49
		3647	6796137	Homeless Shelter Assistance (Bethany)	03T	LMC	\$45,195.92
			6840851	Homeless Shelter Assistance (Bethany)	03T	LMC	\$59,744.00
			6863469	Homeless Shelter Assistance (Bethany)	03T	LMC	\$26,290.60
			6873210	Homeless Shelter Assistance (Bethany)	03T	LMC	\$28,769.48
Total							\$2,528,731.03

LINE 19 DETAIL: ACTIVITIES INCLUDED IN THE COMPUTATION OF LINE 19

Plan Year	IDIS Project	IDIS Activity	Voucher Number	Activity Name	Matrix Code	National Objective	Drawn Amount
2019	28	3463	6473587	COVID-19 Community Development Administration (CDBG-CV3)	21A		\$2,731.53



Office of Community Planning and Development
U.S. Department of Housing and Urban Development
Integrated Disbursement and Information System
PR26 - CDBG-CV Financial Summary Report
LAREDO , TX

DATE: 10-01-25
TIME: 10:14
PAGE: 18

Plan Year	IDIS Project	IDIS Activity	Voucher Number	Activity Name	Matrix Code	National Objective	Drawn Amount
2019	28	3463	6483959	COVID-19 Community Development Administration (CDBG-CV3)	21A		\$4,845.38
			6486631	COVID-19 Community Development Administration (CDBG-CV3)	21A		\$5,417.27
			6500395	COVID-19 Community Development Administration (CDBG-CV3)	21A		\$5,258.18
			6510477	COVID-19 Community Development Administration (CDBG-CV3)	21A		\$9,055.09
			6521194	COVID-19 Community Development Administration (CDBG-CV3)	21A		\$8,929.22
			6532444	COVID-19 Community Development Administration (CDBG-CV3)	21A		\$9,755.23
			6546530	COVID-19 Community Development Administration (CDBG-CV3)	21A		\$5,749.79
			6546546	COVID-19 Community Development Administration (CDBG-CV3)	21A		\$2,997.18
			6559372	COVID-19 Community Development Administration (CDBG-CV3)	21A		\$7,032.33
			6571941	COVID-19 Community Development Administration (CDBG-CV3)	21A		\$900.00
			6578409	COVID-19 Community Development Administration (CDBG-CV3)	21A		\$5,249.54
			6580158	COVID-19 Community Development Administration (CDBG-CV3)	21A		\$5,418.98
			6593985	COVID-19 Community Development Administration (CDBG-CV3)	21A		\$10,769.97
			6601430	COVID-19 Community Development Administration (CDBG-CV3)	21A		\$8,403.50
			6614159	COVID-19 Community Development Administration (CDBG-CV3)	21A		\$5,552.87
			6626923	COVID-19 Community Development Administration (CDBG-CV3)	21A		\$3,842.96
			6636114	COVID-19 Community Development Administration (CDBG-CV3)	21A		\$5,196.46
			6648217	COVID-19 Community Development Administration (CDBG-CV3)	21A		\$5,655.31
			6662913	COVID-19 Community Development Administration (CDBG-CV3)	21A		\$6,104.08
			6675540	COVID-19 Community Development Administration (CDBG-CV3)	21A		\$3,458.34
			6683036	COVID-19 Community Development Administration (CDBG-CV3)	21A		\$3,724.67
			6704321	COVID-19 Community Development Administration (CDBG-CV3)	21A		\$3,703.44
			6715091	COVID-19 Community Development Administration (CDBG-CV3)	21A		\$1,294.54
			6719996	COVID-19 Community Development Administration (CDBG-CV3)	21A		\$185.57
			6719998	COVID-19 Community Development Administration (CDBG-CV3)	21A		\$5,852.97
			6734748	COVID-19 Community Development Administration (CDBG-CV3)	21A		\$797.02
			6735948	COVID-19 Community Development Administration (CDBG-CV3)	21A		\$3,326.60
			6750309	COVID-19 Community Development Administration (CDBG-CV3)	21A		\$2,778.35
			6764447	COVID-19 Community Development Administration (CDBG-CV3)	21A		\$2,928.33
			6772694	COVID-19 Community Development Administration (CDBG-CV3)	21A		\$7,881.29
			6781681	COVID-19 Community Development Administration (CDBG-CV3)	21A		\$13,992.53
			6796137	COVID-19 Community Development Administration (CDBG-CV3)	21A		\$15,126.08
			6809796	COVID-19 Community Development Administration (CDBG-CV3)	21A		\$11,855.79
			6822291	COVID-19 Community Development Administration (CDBG-CV3)	21A		\$13,412.90
			6822307	COVID-19 Community Development Administration (CDBG-CV3)	21A		\$8,629.71
			6840851	COVID-19 Community Development Administration (CDBG-CV3)	21A		\$6,740.45
			6852387	COVID-19 Community Development Administration (CDBG-CV3)	21A		\$4,085.24
			6854929	COVID-19 Community Development Administration (CDBG-CV3)	21A		\$38,468.40
			6863469	COVID-19 Community Development Administration (CDBG-CV3)	21A		\$10,965.93
			6873210	COVID-19 Community Development Administration (CDBG-CV3)	21A		\$9,874.34
			6881629	COVID-19 Community Development Administration (CDBG-CV3)	21A		\$6,527.22
			6905456	COVID-19 Community Development Administration (CDBG-CV3)	21A		\$6,432.25
			6908797	COVID-19 Community Development Administration (CDBG-CV3)	21A		\$7,035.23
			6915744	COVID-19 Community Development Administration (CDBG-CV3)	21A		\$7,897.65
			6963444	COVID-19 Community Development Administration (CDBG-CV3)	21A		\$875.49
			6963451	COVID-19 Community Development Administration (CDBG-CV3)	21A		\$1,229.54
			6998521	COVID-19 Community Development Administration (CDBG-CV3)	21A		\$345.18
			7052434	COVID-19 Community Development Administration (CDBG-CV3)	21A		\$5,131.05
			7065157	COVID-19 Community Development Administration (CDBG-CV3)	21A		\$3,574.07
2020	26	3388	6425770	COVID-19 Community Development Administration	21A		\$5,718.82
			6425771	COVID-19 Community Development Administration	21A		\$4,925.42
			6437286	COVID-19 Community Development Administration	21A		\$2,931.84
			6437287	COVID-19 Community Development Administration	21A		\$69.47
			6437289	COVID-19 Community Development Administration	21A		\$12,285.20
			6445333	COVID-19 Community Development Administration	21A		\$24,740.00
			6448527	COVID-19 Community Development Administration	21A		\$35,766.03
			6461559	COVID-19 Community Development Administration	21A		\$73.94
			6475717	COVID-19 Community Development Administration	21A		\$22,791.15
			6479745	COVID-19 Community Development Administration	21A		\$19,037.74
			6489691	COVID-19 Community Development Administration	21A		\$12,871.95
			6497966	COVID-19 Community Development Administration	21A		\$11,151.87

PUBLIC NOTICE

The City of Laredo's Department of Community Development has prepared the 2024-2025 Consolidated Annual Performance and Evaluation Report (CAPER) which identifies the activities undertaken by the City of Laredo and participating non-profit organizations and agencies in support of the City's housing and non-housing strategies and the objectives outlined in the 2024 Annual Consolidated Plan. Noted are the accomplishments achieved through the Community Development Block Grant (CDBG), the HOME Investment Partnerships Program (HOME), Emergency Solutions Grant (ESG), and CDBG Coronavirus grant funds. The report is available for public comment beginning December 1st, 2025 and ending at 5:00 p.m. on December 15th, 2025. In addition, a public meeting will be held on Monday, December 1st, 2025 during the regularly scheduled City Council meeting at 5:30 p.m. at City Council Chambers located at 1110 Houston Street, Laredo, Texas, 78040. City staff would like to invite the community to attend and make their needs known. Special services will be made available, upon timely request, for the physically impaired and translations in Spanish. Copies of the report are available at the offices of the City Secretary located in City Hall at 1110 Houston St., and at the Department of Community Development, located at 1301 Farragut, 3rd Floor, East Wing, Monday through Friday from 8:00 a.m. to 5:00 p.m. A copy is also available at the Laredo Public Library located at 1120 E. Calton Road during the hours of operation and on the City's website at <https://www.cityoflaredo.com/departments/community-development>. Comments may be made by contacting the Department of Community Development at (956)795-2675, and written comments may be e-mailed to cdcomments@ci.laredo.tx.us or directed to:

Tina Rodriguez, Community Development Director

City of Laredo

P.O. Box 1276 (or)

1301 Farragut

Transit Center, 3rd Floor, East Wing

Laredo, TX 78040



Equal Housing Opportunity

AVISO PUBLICO

El Departamento de Desarrollo de la Comunidad de la Ciudad de Laredo ha preparado su Reporte Anual Consolidado de Desempeño y Evaluación del Año 2024-2025 que identifica las actividades que se llevaron a cabo por parte de la Ciudad de Laredo y otras agencias y organizaciones no lucrativas en apoyo a las estrategias y objetivos de vivienda y no vivienda de la Ciudad descritos en el Plan Anual Consolidado del año 2024. Los logros cumplidos a través del Community Development Block Grant (CDBG), HOME Investment Partnerships Program (HOME), Emergency Solutions Grant (ESG), y los fondos de CDBG relacionados con el Coronavirus están descritos en este reporte. El reporte está disponible para comentario público del 1 de Diciembre del 2025 al 15 de Diciembre del 2025, terminando a las 5:00 p.m. Adicionalmente, una audiencia pública se llevará a cabo el Lunes, 1 de Diciembre del 2025 durante la junta regular del Cabildo a las 5:30 de la tarde en la Sala de Cabildo localizada en City Hall, 1110 Houston, Laredo, Texas 78040. El personal de la Ciudad los invita a que asista y nos exprese sus necesidades/sugerencias. Se pondrá a disposición de los discapacitados físicos servicios especiales y traducciones en español, con previa solicitud oportuna. Copias del reporte están disponibles en la oficina del secretario de la Ciudad ubicada en 1110 Houston, y en el Departamento de Desarrollo de la Comunidad ubicado en 1301 Farragut, Centro de Tránsito, Tercer Piso, Lado Éste, de lunes a viernes de las 8:00 a.m. a las 5:00 p.m. Una copia también está disponible en la Biblioteca Pública de la Ciudad ubicada en 1120 E. Calton Road durante las horas de operación, y en el sitio web de la ciudad en <https://www.cityoflaredo.com/departments/community-development>. Los comentarios se pueden hacer comunicándose al Departamento de Desarrollo de la Comunidad al (956)795-2675, y comentarios por escrito pueden ser enviados a cdcomments@ci.laredo.tx.us o dirigidos a:

Tina Rodriguez, Directora del Departamento de Desarrollo de la Comunidad

Ciudad de Laredo

Oficina Postal 1276 (ó)

1301 Farragut

Centro de Tránsito, Tercer Piso, Lado Éste

Laredo, Texas 78040



Igualdad De Oportunidades en la Vivienda